



WHITESTOWN FIRE DEPARTMENT



WFD Monthly Report – July Meeting 2022

Public Education / PR:

- Pub Ed at So Big Mountain House; instruction on using a fire escape ladder

Additional:

- Completed Lateral Firefighter Hiring Process; WFD welcomes Justin Pataky, Jake Simpson, Adam Johnson, and Matthew Barrick
- Station 271 building maintenance completed
- Annual Wellness Physicals completed
- Medic 271 wrap completed; will be placed into service after recruit graduation in August

Inspection / Prevention:

	<u>2022</u>	<u>2022</u>	<u>2021</u>	<u>2021</u>
	<u>Month</u>	<u>YTD</u>	<u>Month</u>	<u>YTD</u>
Annual Inspections	46	280	45	276
Re-Inspections	15	45	9	67
New Bldg. Inspections	32	172	20	168
C of O Inspections	2	12	5	22
Plan Reviews	12	53	14	47
Alarm / Sprinkler Tests	3	14	1	13



WHITESTOWN FIRE DEPARTMENT



Training:

Training Division Monthly Report _____ June 2022

Facilities Training	110	hours
Company Level Training	148	hours
Company Officer Training	24	hours
Engineer Training	10	hours
Recruit Training		
	EMT	240 hours
	Hazmat A & O	40 hours
	Fire 1 & 2	216 hours

Total Monthly Training Hours for June 2022: 788 hours

EMS Billing Report:

May MTD Revenue: \$ 19,941.91

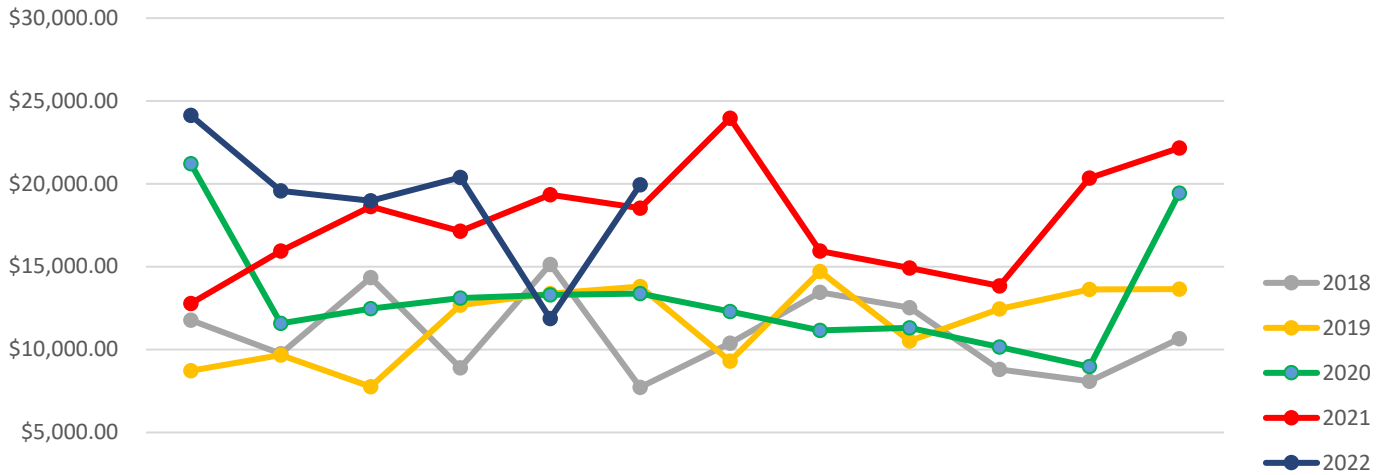
YTD Revenue: \$ 114,874.18 / (2021 YTD: \$ 102,377.38; 12.21%)



WHITESTOWN FIRE DEPARTMENT



Monthly Transport Revenues



\$-	1	2	3	4	5	6	7	8	9	10	11	12
2018	\$11,76	\$9,741	\$14,34	\$8,891	\$15,14	\$7,721	\$10,38	\$13,45	\$12,51	\$8,805	\$8,087	\$10,64
2019	\$8,720	\$9,659	\$7,755	\$12,67	\$13,38	\$13,80	\$9,298	\$14,71	\$10,51	\$12,45	\$13,62	\$13,64
2020	\$21,20	\$11,58	\$12,46	\$13,10	\$13,29	\$13,37	\$12,29	\$11,15	\$11,30	\$10,15	\$8,962	\$19,44
2021	\$12,77	\$15,95	\$18,62	\$17,13	\$19,34	\$18,53	\$23,95	\$15,94	\$14,92	\$13,83	\$20,34	\$22,16
2022	\$24,12	\$19,57	\$18,97	\$20,38	\$11,86	\$19,94						



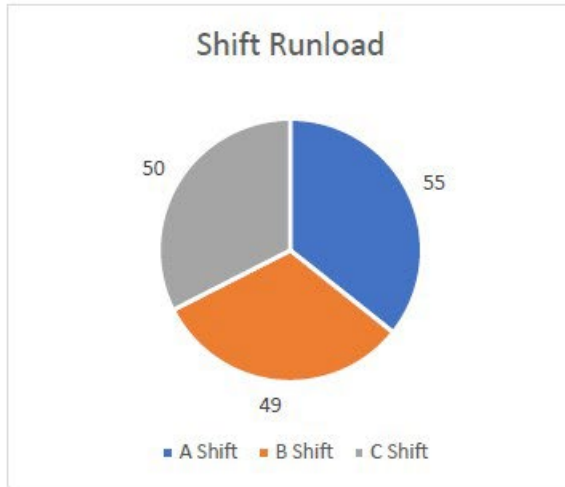
WHITESTOWN FIRE DEPARTMENT



Fire Monthly

Total Calls

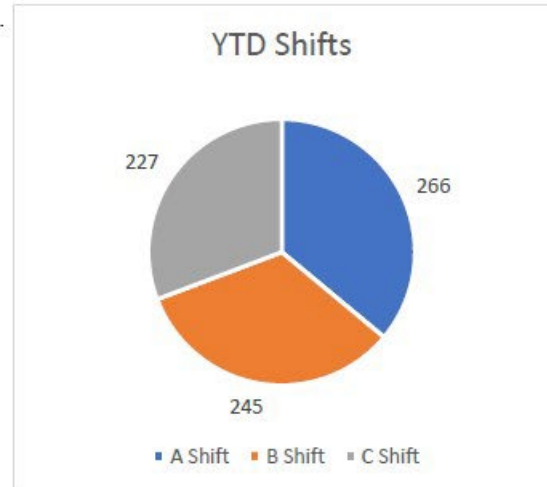
154



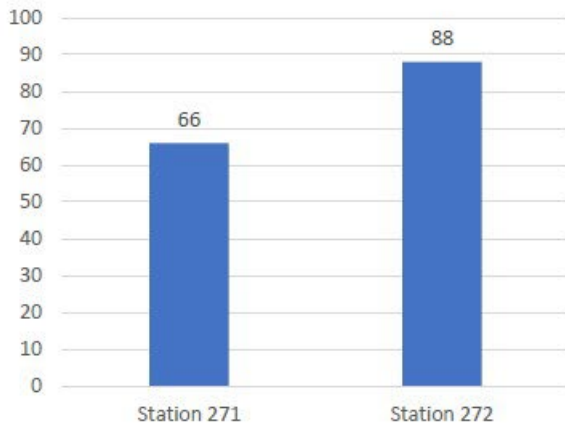
Fire Year To Date

YTD Calls

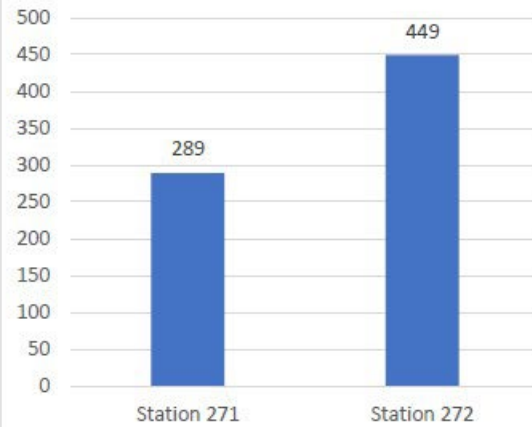
738



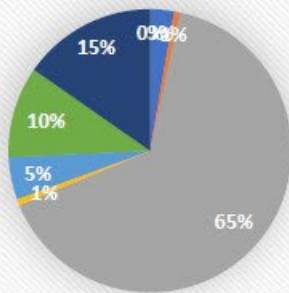
Station



YTD Station

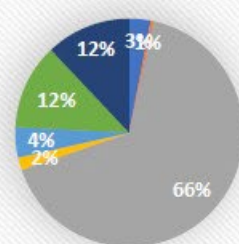


Monthly Call Type



- 100 - Fire
- 200 Series
- 300 - EMS
- 400 - HAZMAT
- 500 - Service Call

YTD Call Type



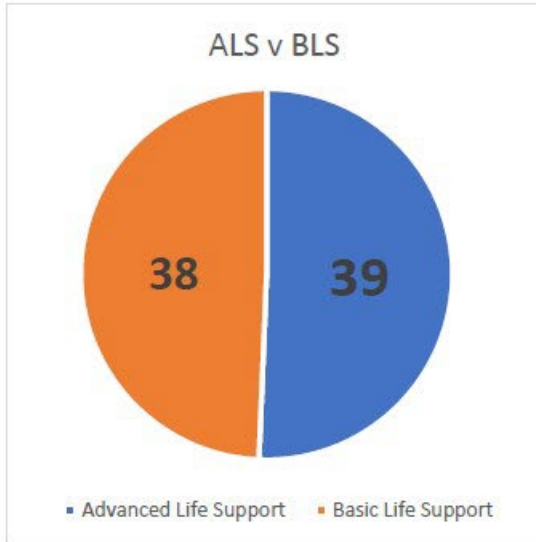
- 100 - Fire
- 200 - Series
- 300 - EMS
- 400 - HAZMAT
- 500 - Service Call
- 600 - Series
- 700 - False Alarm



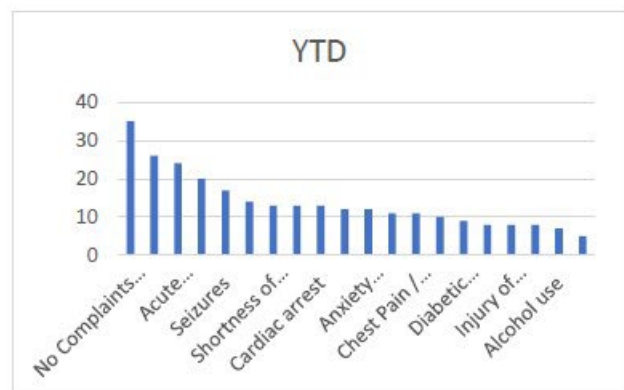
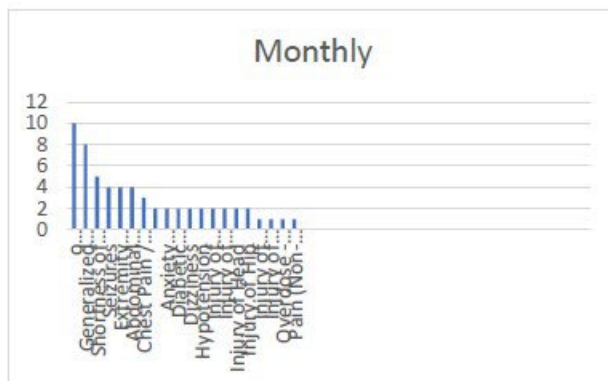
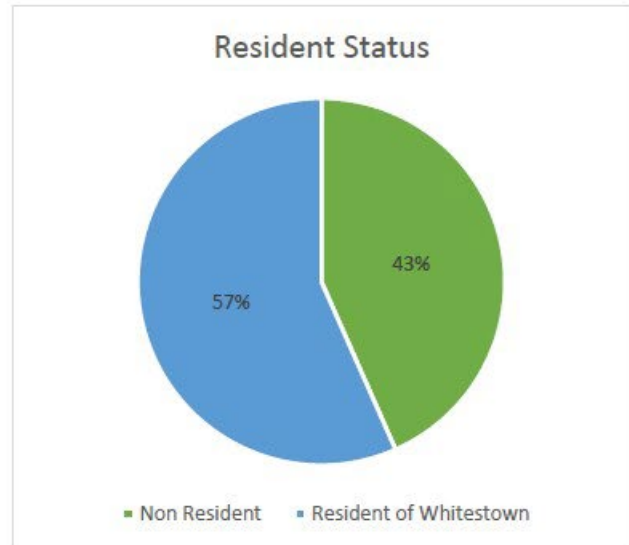
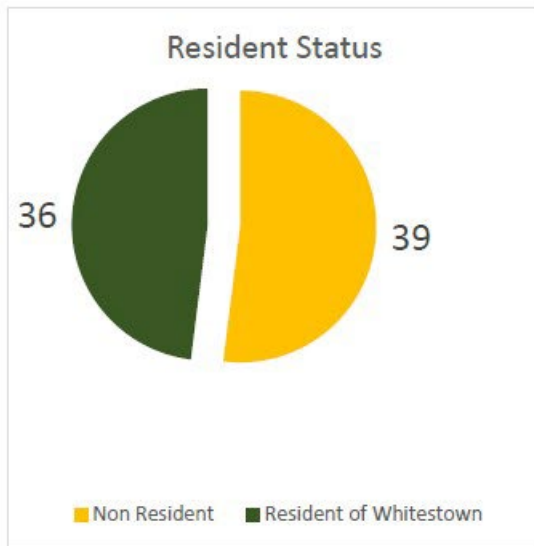
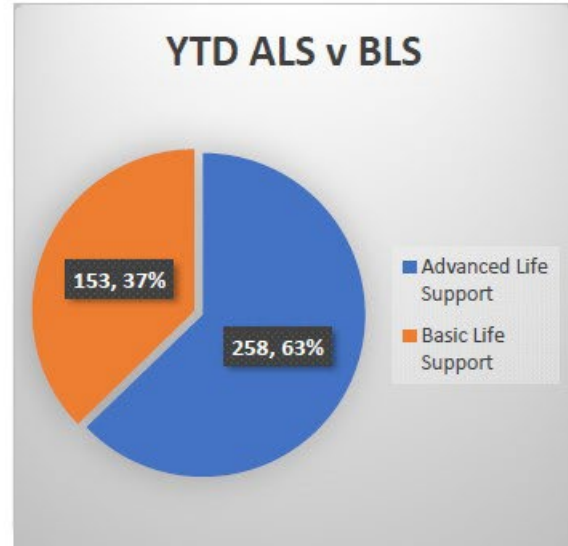
WHITESTOWN FIRE DEPARTMENT



EMS Previous Month



EMS Year To Date

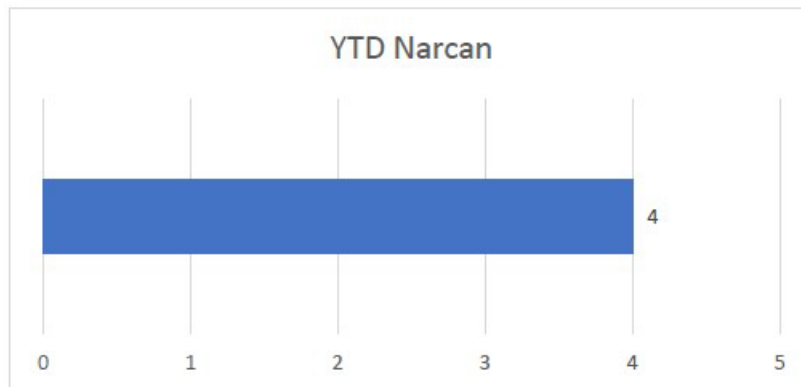




WHITESTOWN FIRE DEPARTMENT



LFD	5
ZFD	15
Other	0
<u>Township</u>	
EMS	1



Run increase from 2021 – 159 Runs, 27.5 %