



# WHITESTOWN FIRE DEPARTMENT



## WFD Monthly Report – September Meeting 2022

### Public Education / PR:

- Fire extinguisher demo for staff at Independence Village
- Attended event at Restoracy of Whitestown

### Additional:

- Co-conducting the Northside Fire Academy Recruit Graduation; welcoming John Granberry, Earl Miles, Trey Insley-Grubbs, and Ben Rothe as WFD Probationary Firefighters
- Continued work on the re-validation of the department’s Work Performance Evaluation

### Inspection / Prevention:

	<u>2022</u>	<u>2022</u>	<u>2021</u>	<u>2021</u>
	<u>Month</u>	<u>YTD</u>	<u>Month</u>	<u>YTD</u>
Annual Inspections	29	349	28	346
Re-Inspections	8	64	14	85
New Bldg. Inspections	22	213	22	207
C of O Inspections	7	22	0	27
Plan Reviews	7	75	5	59
Alarm / Sprinkler Tests	9	27	0	13



# WHITESTOWN FIRE DEPARTMENT



Training Division Monthly Report \_\_\_\_\_ August 2022

Facilities Training	76	hours
Company Level Training	256	hours
Company Officer Training	8	hours
Engineer Training	8	hours
Recruit Training	40	hours
<b>Total Monthly Training Hours for August 2022:</b>	<b>388</b>	<b>hours</b>



# WHITESTOWN FIRE DEPARTMENT



## Monthly EMS Report

August 2022

### EMS Training:

• Coffee table training – Advance Directives	45
• EMS education / A&R	78
• Medication in-service and practical	112
• Pediatric restraint and transport training	48
• Mutual Aid Cardiac Arrest management	30
• Fire Scenario / Multiple pt. mgmt., burn, airway injury	54
• Independent Study company level	<u>32</u>
	399
• Paramedic Students	192
○ Paramedic student clinical hrs.	<u>144</u>
	336
	<b>Total 735</b>

### EMS runs:

- 74 Pt contacts
- 63 transports
  - 2 treat no transports
  - 25 BLS transports
  - 38 ALS transports
    - 680 transported miles
    - \$83,272 billed services

### QI/QA:

- 100 % audit of prior month's runs - follow-up "coffee table" audits and discussion with individual providers
- Direct observation C shift EMS runs x 3 – Ride out M272
- Precepting and clearance of Probationary FF Paramedic – Ride out M272

### Misc.

- Mtg with Zionsville EMS Manager continued work on collaborative training development – conducted related trainings
- Meeting with Medical Director – protocol change input, department review
- Assisted training division with live fire training / recruit class
- Equipped M271, completed State inspection and certification
- Autoload cots installed on transporting units
- Hosted live A&R St. Vincent Ascension – Dr. Gardner



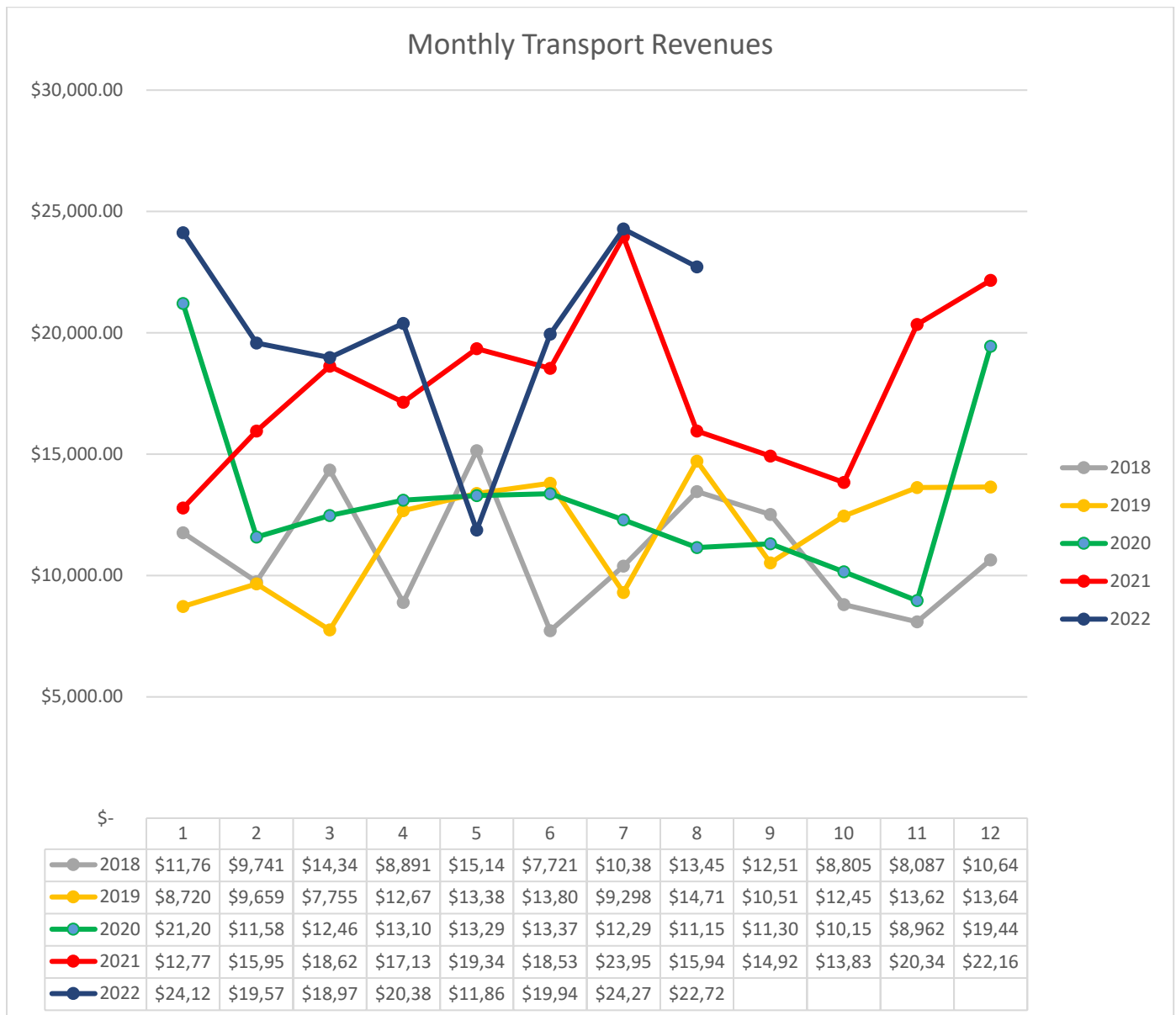
# WHITESTOWN FIRE DEPARTMENT



## EMS Billing Report:

August MTD Revenue: \$ 22,721.17

YTD Revenue: \$ 164874.17 / (2021 YTD: \$ 142,285.55; 13.77%)





# WHITESTOWN FIRE DEPARTMENT

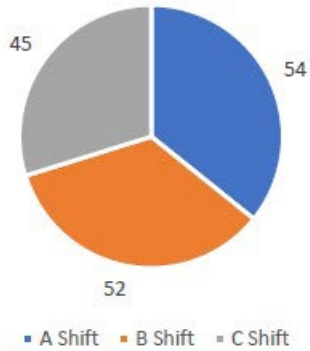


## Fire Monthly

Total Calls

151

### Shift Runload

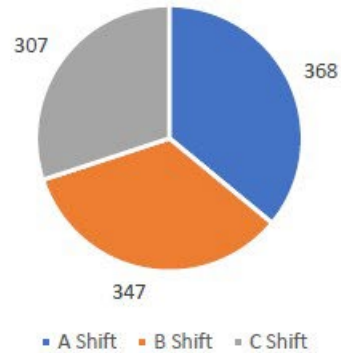


## Fire Year To Date

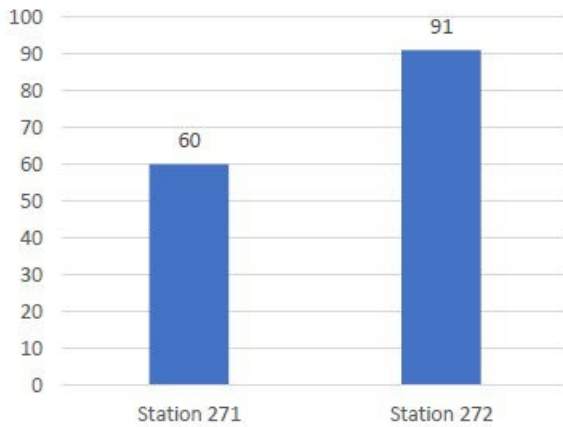
YTD Calls

1022

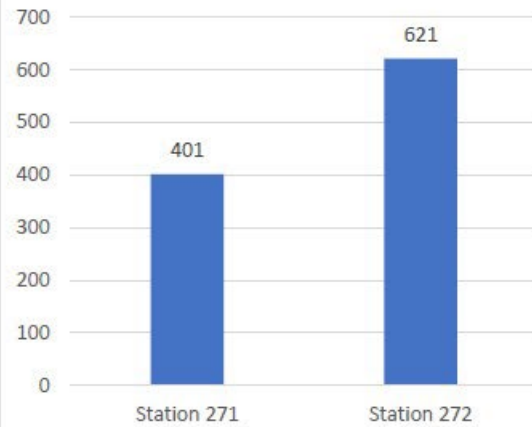
### YTD Shifts



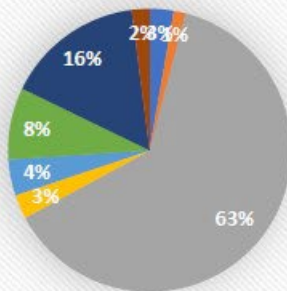
### Station



### YTD Station

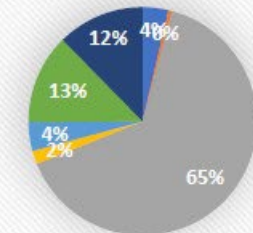


## Monthly Call Type



- 100 - Fire
- 200 Series
- 300 - EMS
- 400 - HAZMAT
- 500 - Service Call

## YTD Call Type



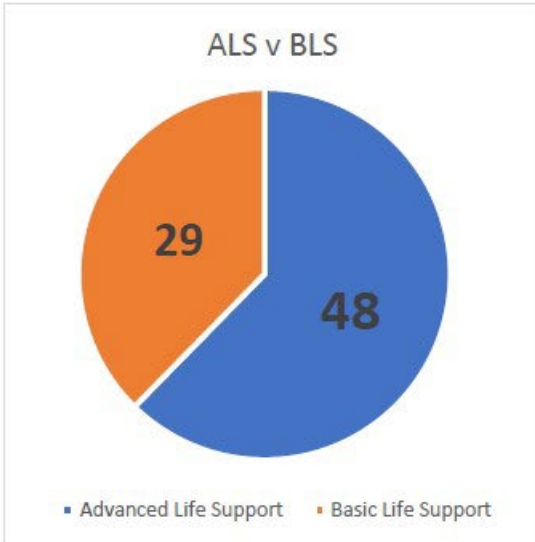
- 100 - Fire
- 200 - Series
- 300 - EMS
- 400 - HAZMAT
- 500 - Service Call
- 600 - Series
- 700 - False Alarm



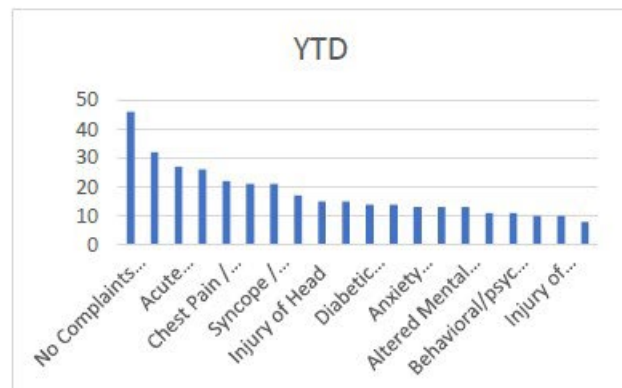
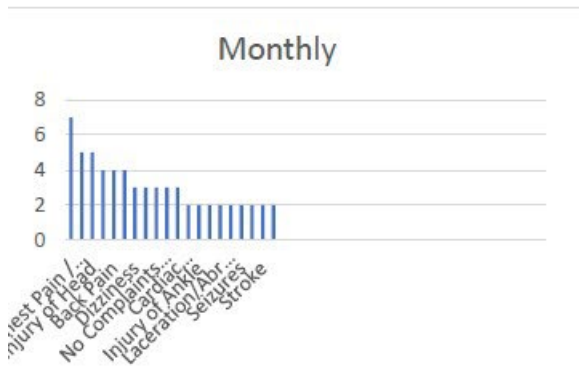
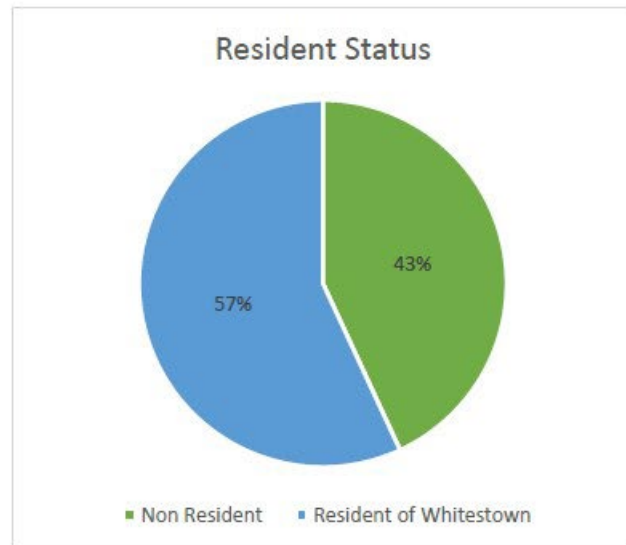
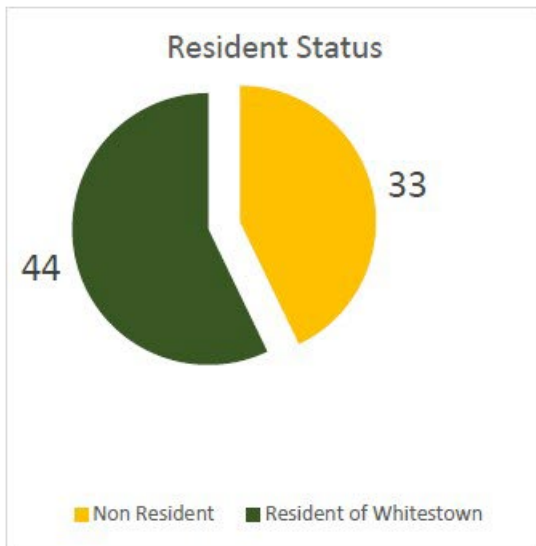
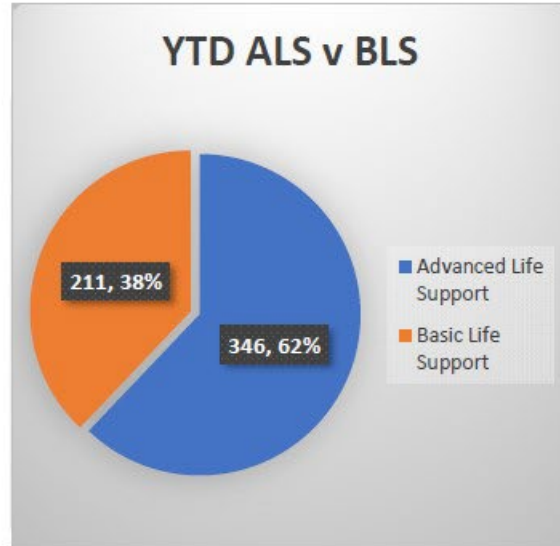
# WHITESTOWN FIRE DEPARTMENT



## EMS Previous Month



## EMS Year To Date

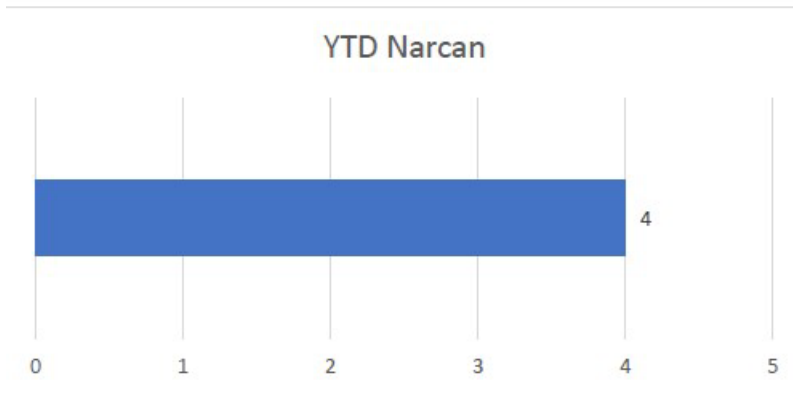




# WHITESTOWN FIRE DEPARTMENT



LFD	8
ZFD	8
Perry Twp	7
<b><u>Township</u></b>	
EMS	1
Vehicle Accident	1



**Run increase from 2021 – 232 Runs, 29.4 %**