



# WHITESTOWN FIRE DEPARTMENT



---

## WFD Monthly Report – March Meeting 2023

### Public Education / PR:

- No formal public education or public relations events

### Additional:

- Staff attended ISO Class to prepare for upcoming site visit audit
- Hosted town-wide health insurance educational meetings

### Inspection / Prevention:

	<u>2023</u>	<u>2023</u>	<u>2022</u>	<u>2022</u>
	<u>Month</u>	<u>YTD</u>	<u>Month</u>	<u>YTD</u>
Annual Inspections	48	96	47	94
Re-Inspections	7	7	6	6
New Bldg. Inspections	19	25	28	37
C of O Inspections	3	6	1	2
Plan Reviews	7	15	6	18
Alarm / Sprinkler Tests	4	5	2	3



# WHITESTOWN FIRE DEPARTMENT



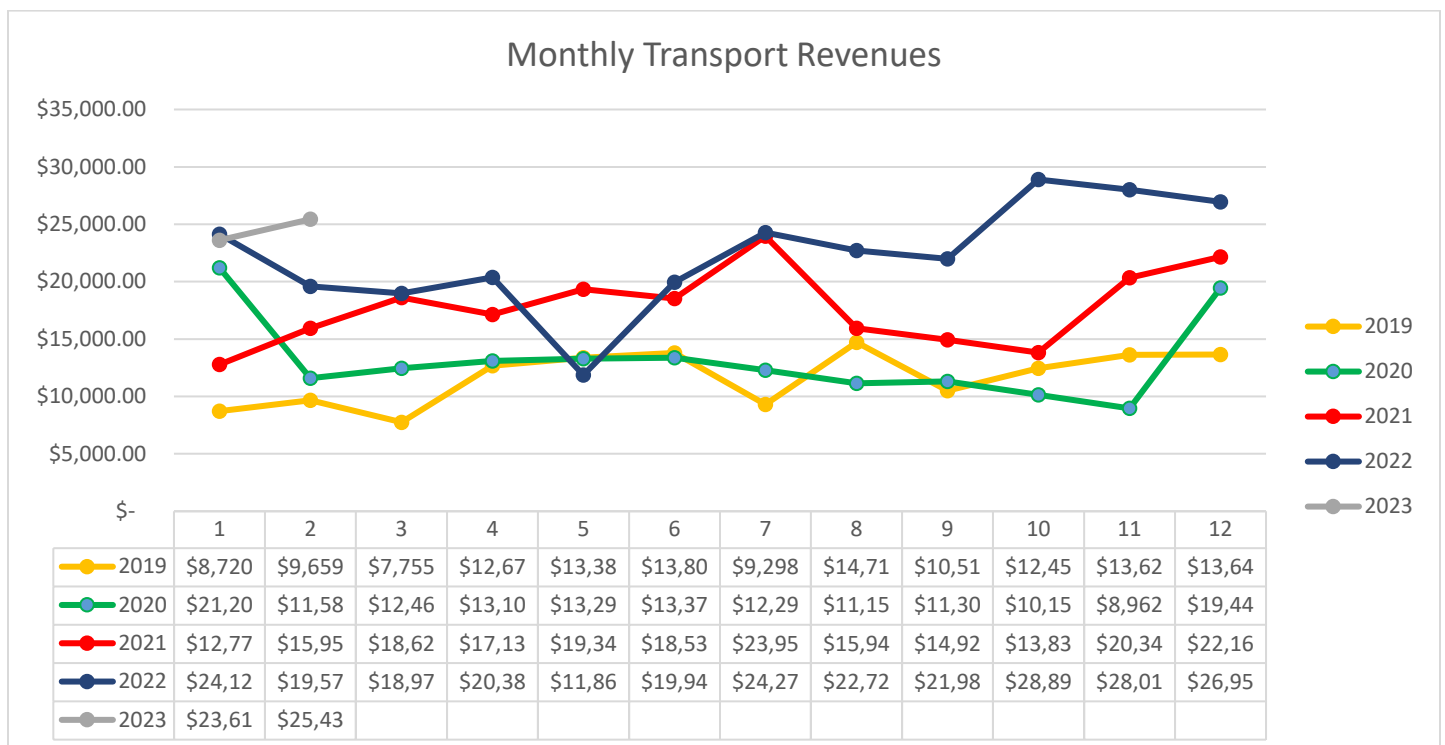
Training Division Monthly Report \_\_\_\_\_ February 2023

T-1 Facilities Based Training	28	hours
T-2 Company Based Training	336	hours
T-3 Officer Based Training	56	hours
T-5 Driver Operator Training	6	hours
T-6 Hazmat	22	hours
<b>Total Monthly Training Hours for February 2023:</b>	<b>448</b>	<b>hours</b>

## EMS Billing Report:

February MTD Revenue: \$ 25,436.35

YTD Revenue: \$ 49,050.03 / (2022 YTD: \$ 43,702.51; 12.24%)





# WHITESTOWN FIRE DEPARTMENT



## Monthly EMS Report

February 2023

### EMS Training:

• Handtevy Pediatrics	168
• No notice Training - ACR	48
• MCI / Triage	24
• STABLE – Pediatric resuscitation course	15
• EMSeducation / A&R	64
• Independent Study company level	<u>98</u>
	417

### EMS runs:

- 48 patient contacts
- 33 transports
  - 17 BLS transports
  - 16 ALS I transports
- 299 transported miles
- \$42,179.00 billed services

### Misc.

- Demo ambulance spec review / paint schematic apporval
- NREMT certification – FF Zunniga
- Continuing accumulation of data for Medicaid Audit
- Paramedic application submission for Adam Johnson
- Data collection review with MedBill for Medicare Ground collection
- Established ESO/Boundtree inventory, ordering system
- Internship training with Paramedic Vardaman – IT applications and processes



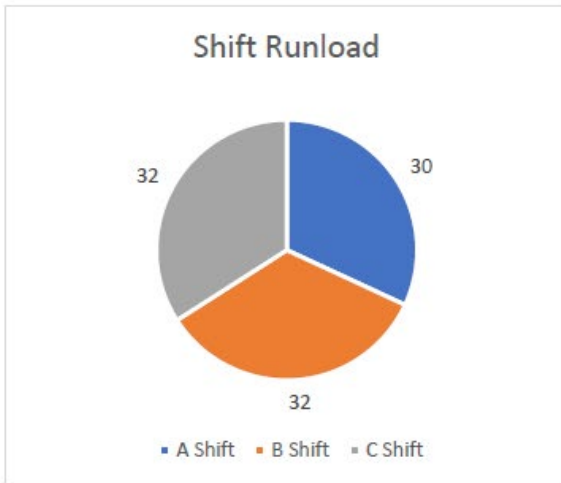
# WHITESTOWN FIRE DEPARTMENT



## Fire Monthly

Total Calls

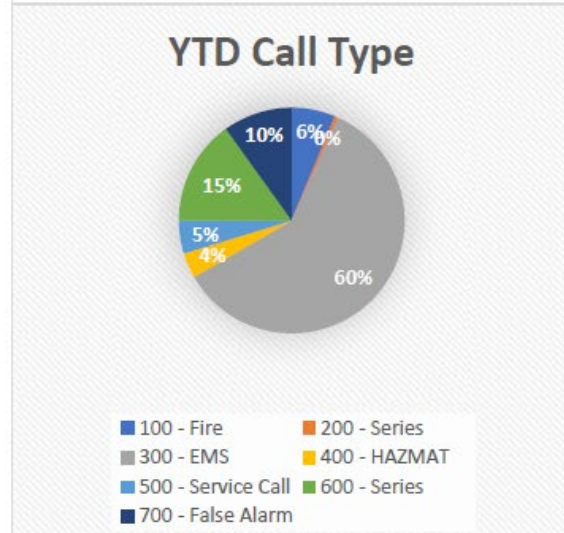
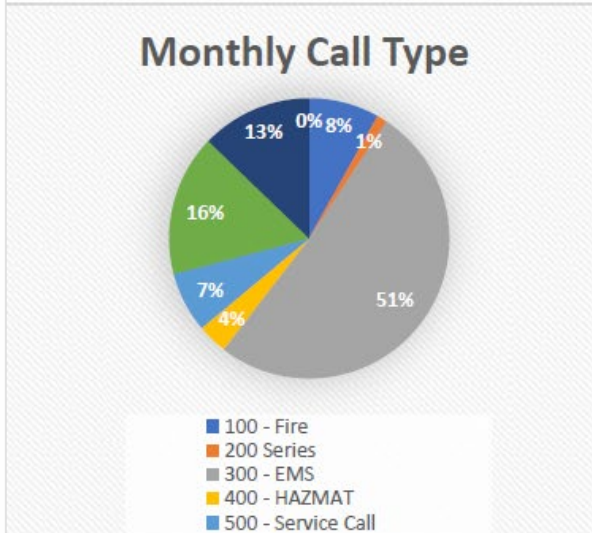
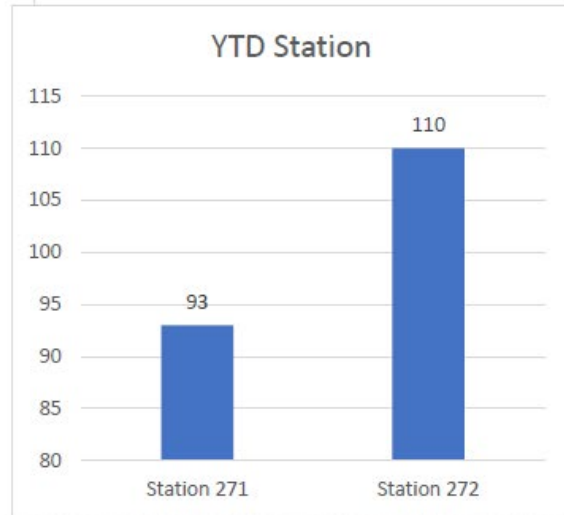
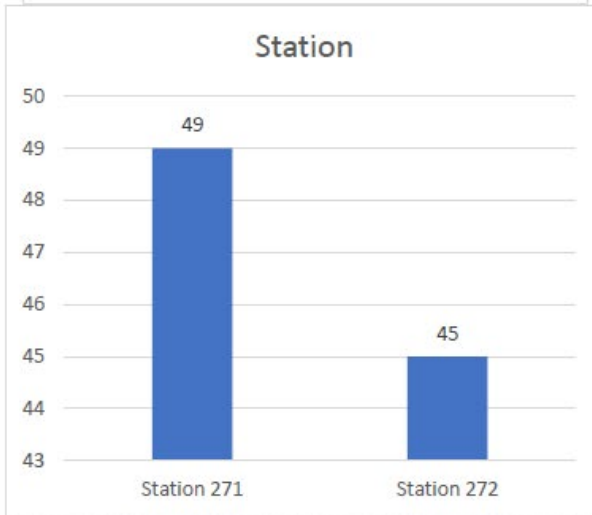
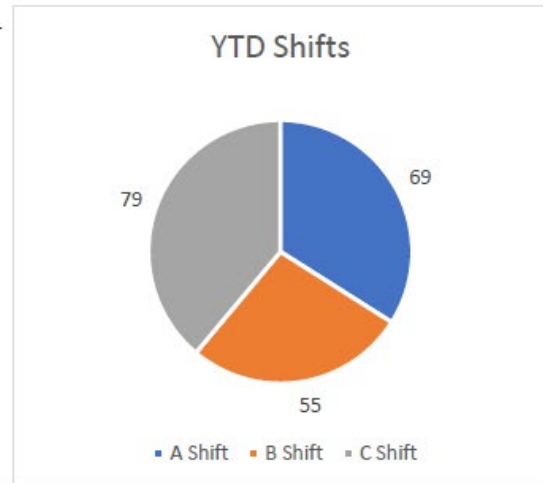
**94**



## Fire Year To Date

YTD Calls

**203**

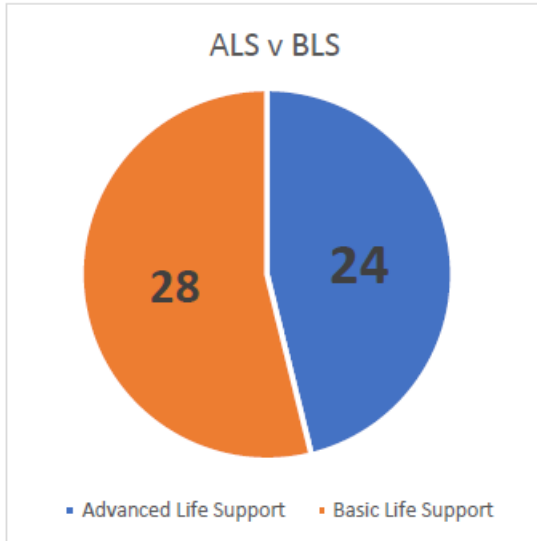




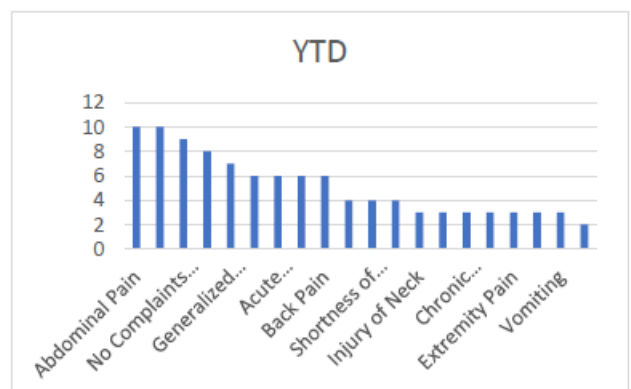
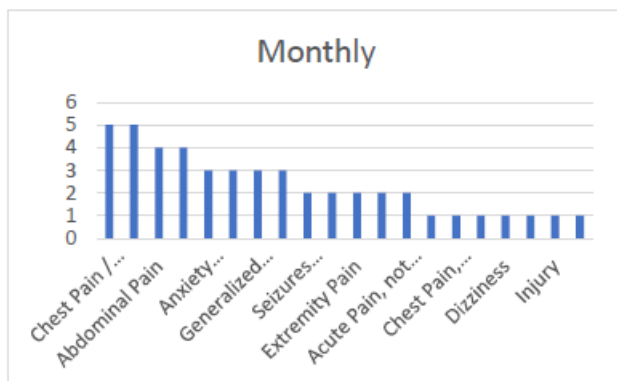
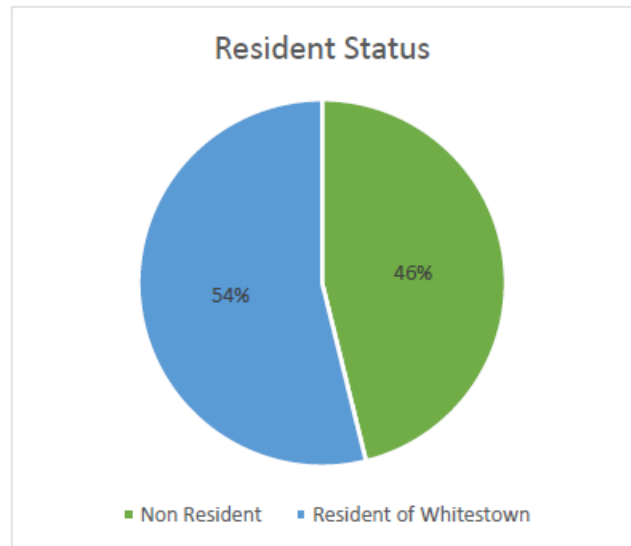
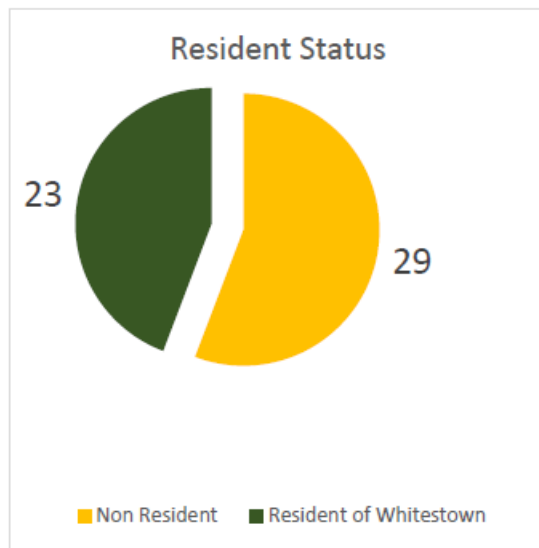
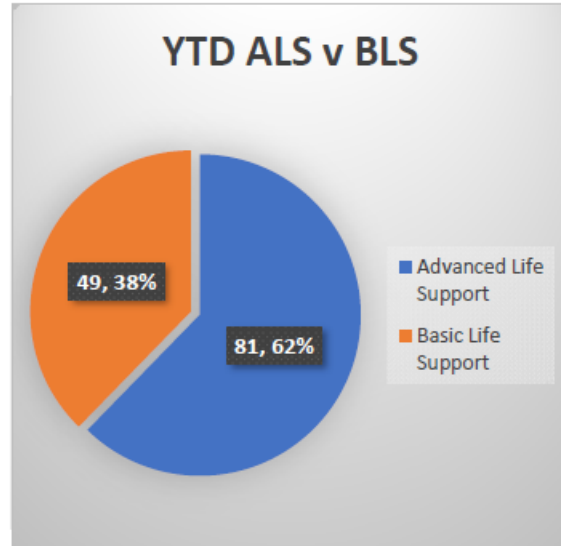
# WHITESTOWN FIRE DEPARTMENT



## EMS Previous Month



## EMS Year To Date

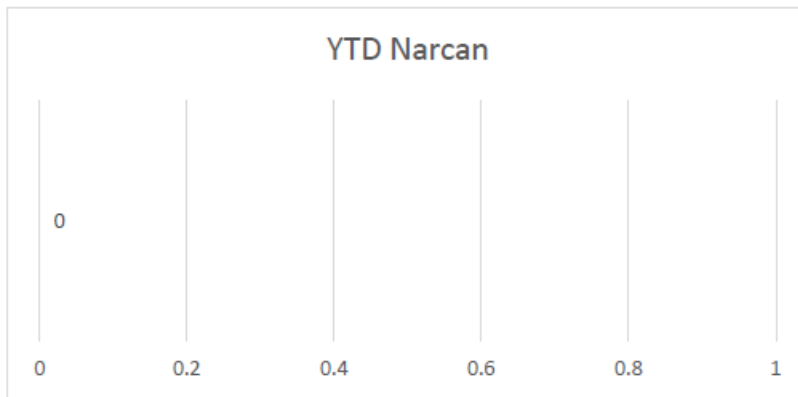




# WHITESTOWN FIRE DEPARTMENT

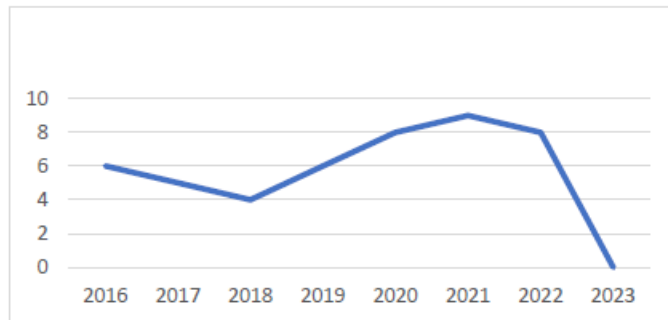


LFD	5
ZFD	5
Perry Twp	5
Center	1
<b><u>Township</u></b>	<b><u>1</u></b>
Grass Fire	1



### Annual Narcan Usage

2016	6
2017	5
2018	4
2019	6
2020	8
2021	9
2022	8
2023	0



**Run decrease from 2022 – 6 Runs, -2.9%**