



# WHITESTOWN FIRE DEPARTMENT



## WFD Monthly Report – April Meeting 2023

### Public Education / PR:

- Assisted LFD with display of Garrison Flag for Jacob Pickett Memorial

### Additional:

- New hire orientation completed for Corey Mount, Jackson Clifford, and Austin Miller; Northside Fire Academy started April 3<sup>rd</sup>, and will conclude on August 4<sup>th</sup>. The 2023 NSFA has 31 recruits in total from Westfield, Zionsville, Lebanon, and Whitestown.

### Inspection / Prevention:

	<u>2023</u>	<u>2023</u>	<u>2022</u>	<u>2022</u>
	<u>Month</u>	<u>YTD</u>	<u>Month</u>	<u>YTD</u>
Annual Inspections	50	146	45	139
Re-Inspections	9	16	6	12
New Bldg. Inspections	50	75	26	63
C of O Inspections	2	8	3	5
Plan Reviews	11	26	7	25
Alarm / Sprinkler Tests	2	7	1	4



# WHITESTOWN FIRE DEPARTMENT



Training Division Monthly Report \_\_\_\_\_ March 2023

T-2 Company Based Training 339.5 hours

T-3 Officer Based Training 12 hours

T-5 Driver/Operator Training 7 hours

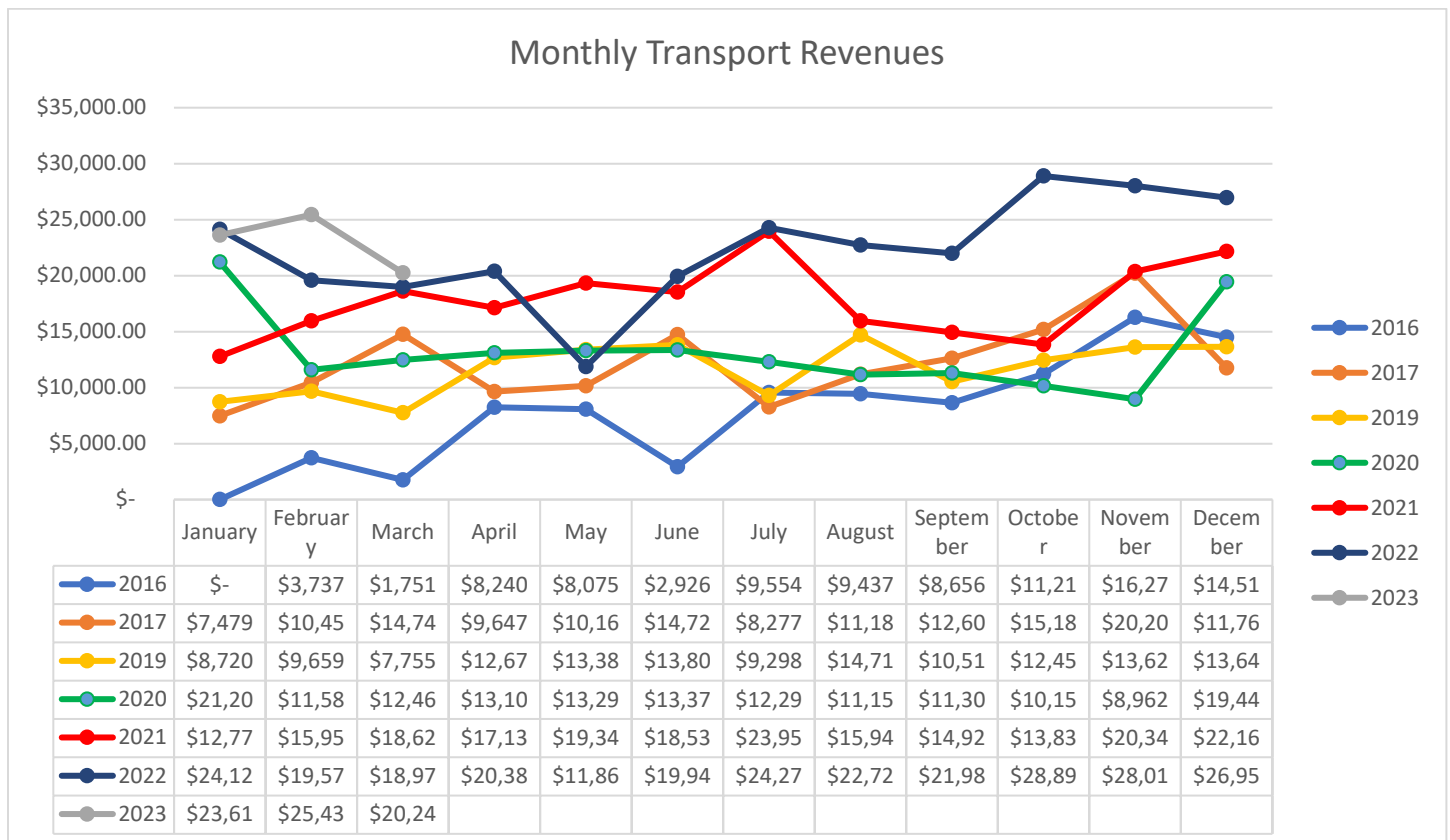
T-6 Hazmat Training 26 hours

**Total Monthly Training Hours for March 2023: 384.5 hours**

## EMS Billing Report:

March MTD Revenue: \$ 20,247.19

YTD Revenue: \$ 69,297.22 / (2022 YTD: \$ 62,678.77; 10.56%)



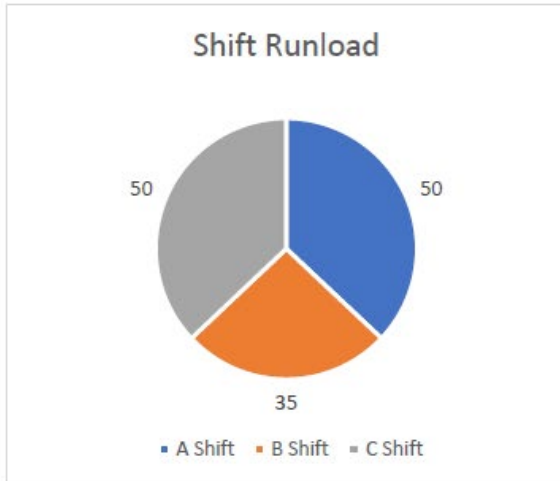


# WHITESTOWN FIRE DEPARTMENT



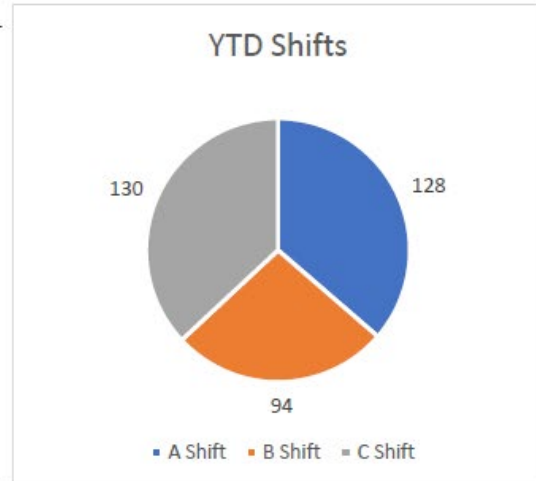
## Fire Monthly

Total Calls 135

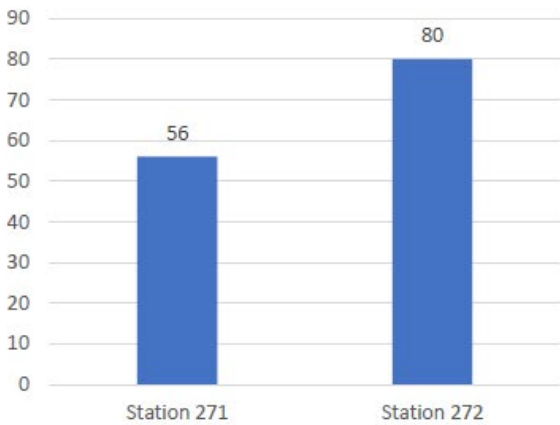


## Fire Year To Date

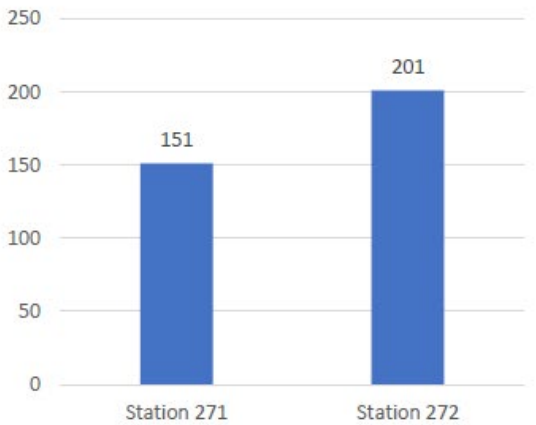
YTD Calls 352



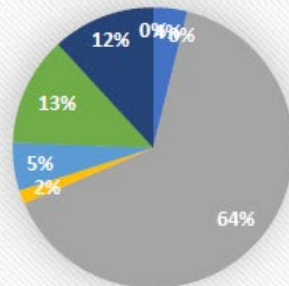
### Station



### YTD Station

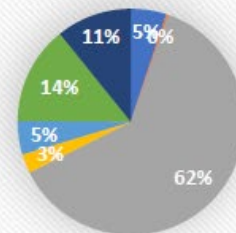


## Monthly Call Type



- 100 - Fire
- 200 Series
- 300 - EMS
- 400 - HAZMAT
- 500 - Service Call

## YTD Call Type



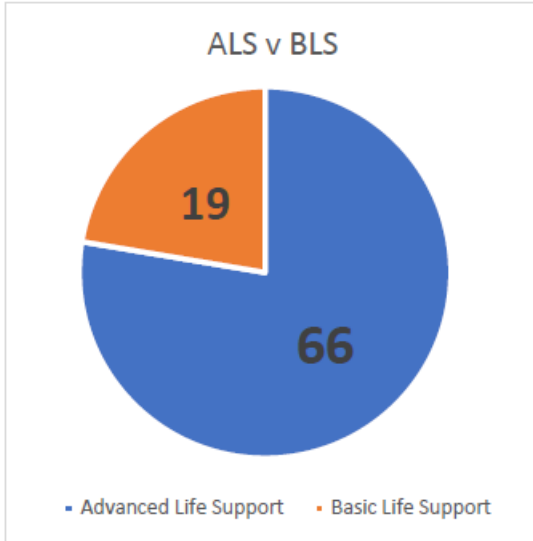
- 100 - Fire
- 200 Series
- 300 - EMS
- 400 - HAZMAT
- 500 - Service Call
- 600 - Series
- 700 - False Alarm



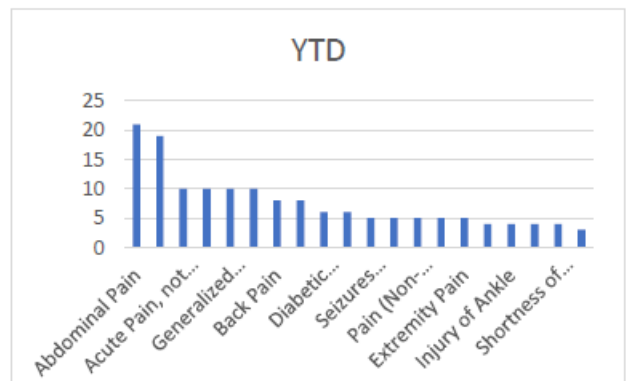
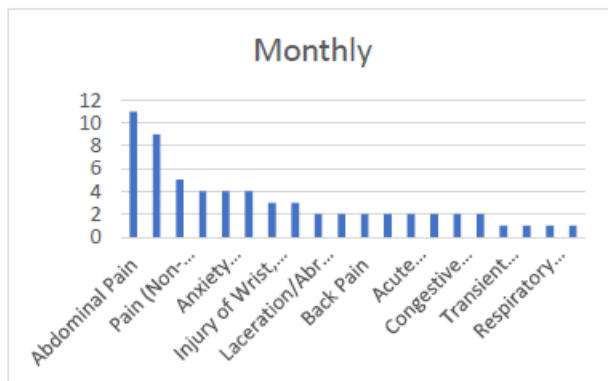
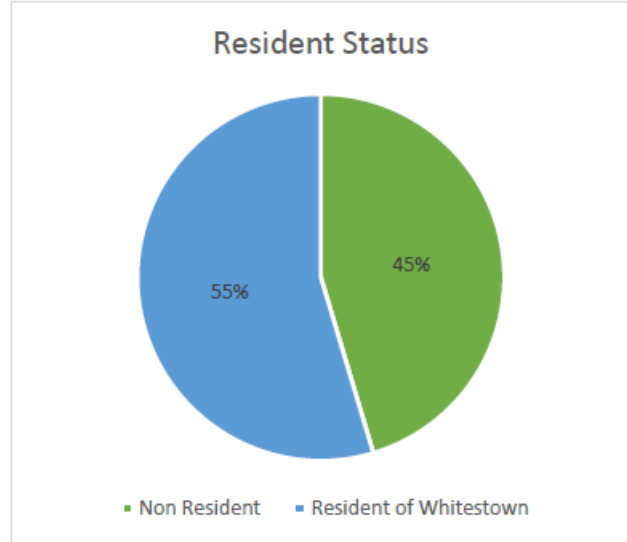
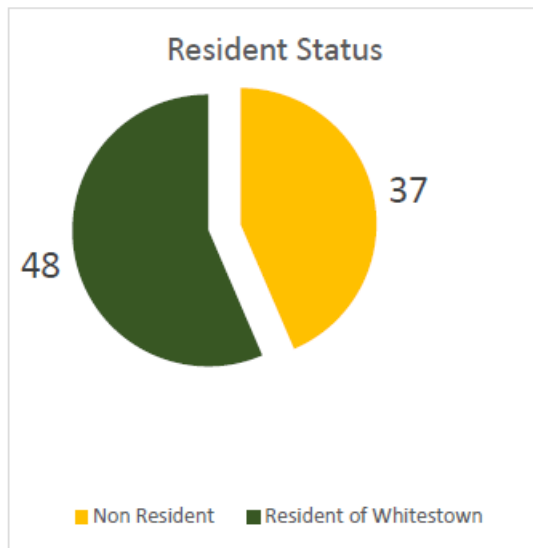
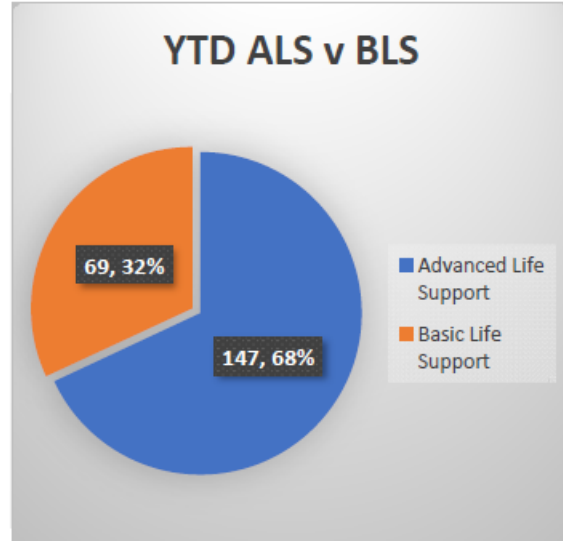
# WHITESTOWN FIRE DEPARTMENT



## EMS Previous Month



## EMS Year To Date



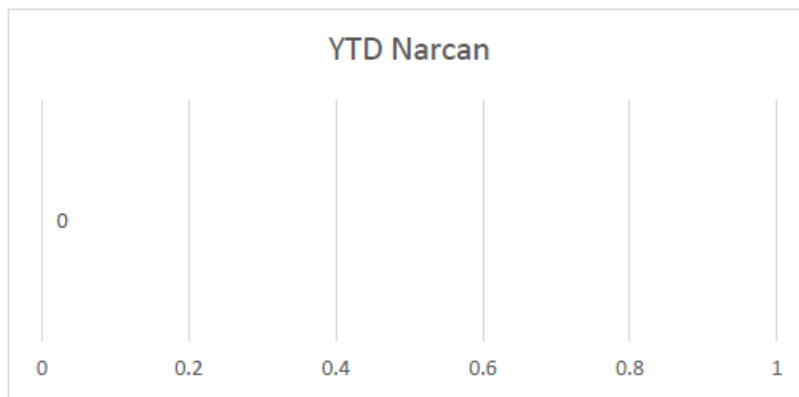


# WHITESTOWN FIRE DEPARTMENT



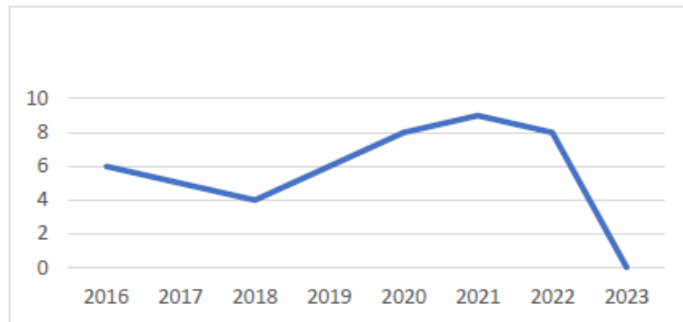
LFD	8
ZFD	10
Perry Twp	4
Center	1
Pike	2

**Township** **3**  
 Alarm, EMS, Vehicle Accident



### Annual Narcan Usage

2016	6
2017	5
2018	4
2019	6
2020	8
2021	9
2022	8
2023	0



**Run increase from 2022 – 15 Runs, 4.5%**