



WHITESTOWN FIRE DEPARTMENT



WFD Monthly Report – May Meeting 2023

Public Education / PR:

- Attended Easter Egg Hunt
- Conducted Girl Scout station tour and safety talk.
- Touch-a-Truck with Ladder and Ambulance for elementary field trip to Main St. Park
- Battle of the Badges 5K

Additional:

- Northside Fire Academy began on April 3rd.
- Completed blood draws for all personnel for annual physicals.

Inspection / Prevention:

	<u>2023</u>	<u>2023</u>	<u>2022</u>	<u>2022</u>
	<u>Month</u>	<u>YTD</u>	<u>Month</u>	<u>YTD</u>
Annual Inspections	50	196	47	186
Re-Inspections	11	27	10	22
New Bldg. Inspections	22	97	28	91
C of O Inspections	3	11	2	7
Plan Reviews	2	28	14	33
Alarm / Sprinkler Tests	5	12	3	7



WHITESTOWN FIRE DEPARTMENT



Training Division Monthly Report _____ April 2023

T-1 Facilities Based Training	68	hours
T-2 Company Based Training	436	hours
T-3 Officer Based Training	8	hours
T-5 Driver/Operator Training	8	hours
T-6 Hazmat Training	20	hours
Total Monthly Training Hours for April 2023:	540	hours

Recruit school is in week 4 of EMT.
Hazmat starts the week of May 15
Firefighter 1 & 2 begins May 22
Recruit Graduation on August 4 at Traders Point Christian Church

EMS Training:

• EMS education	80
• Ascension CME A&R	62
• Independent Study company level	<u>54.5</u>
	196.5

EMS runs:

- 79 patient contacts
- 61 transports
 - 19 BLS transports
 - 40 ALS I transports
 - 2 ALS II transport
- 627 transported miles
- \$82443.40 billed services

QI/ QA:

- 100 % of runs audited
- ESO report one on one's x 2
- Cleared FFP Johnson – one on one mtg precepting review.

Misc

- Equipped new M271 and developed swap check list for Reserve swap.
- Civilian EMS WPE re-validation, proctor training and testing
- Primary Instructor NSFA EMT school 4/4/23, 4/20/23, 4/28/23
- MCI Drill planning mtg – PTFD, ZFD
- Final data development and report for CSM Audit – May 10th submission
- Internship training with Paramedic Vardaman
- Prep / supply new M271 for May 8th State Inspection



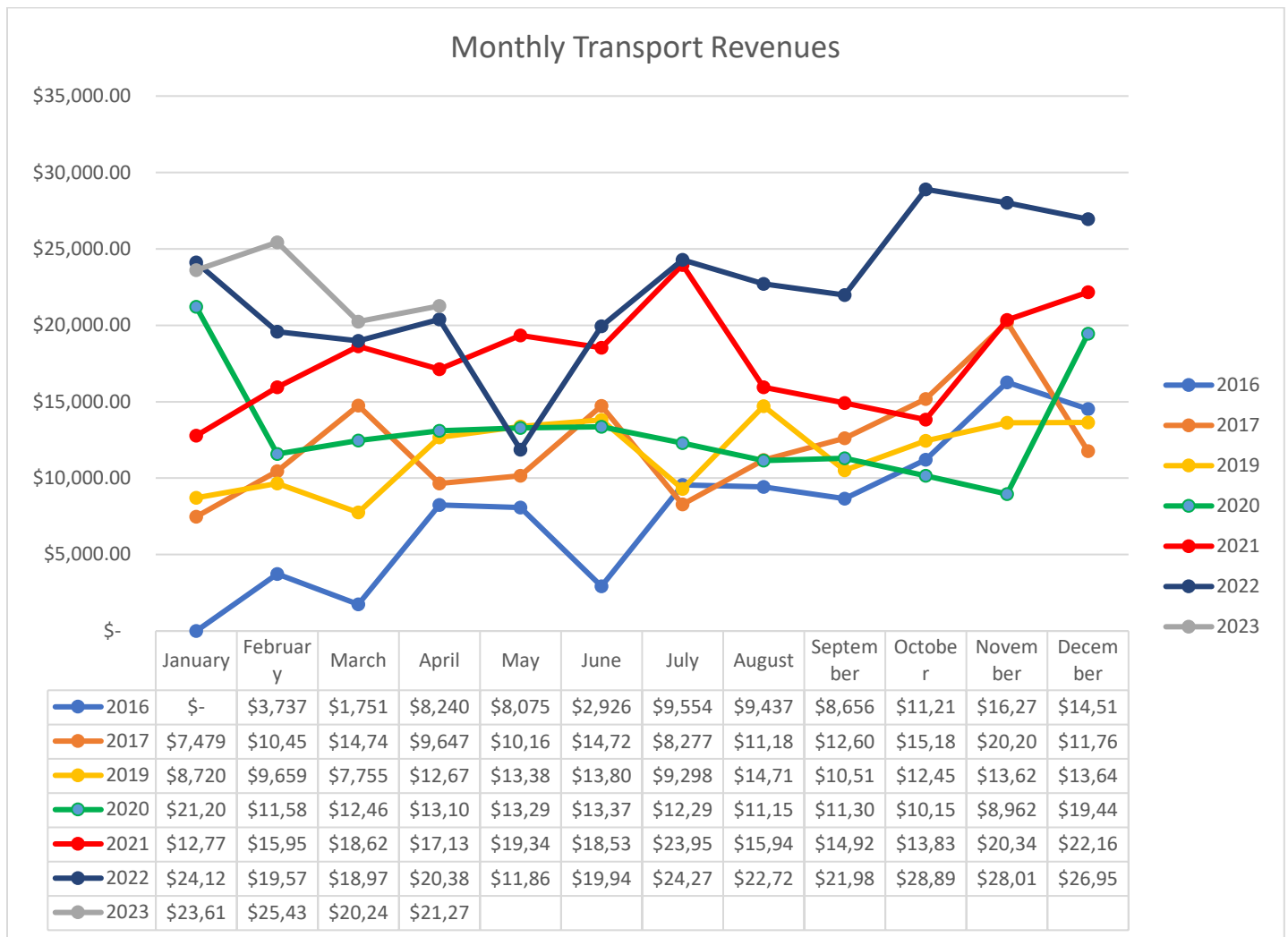
WHITESTOWN FIRE DEPARTMENT



EMS Billing Report:

April MTD Revenue: \$ 21,275.96

YTD Revenue: \$ 90,573.18 / (2022 YTD: \$ 83,062.78; 9.04%)





WHITESTOWN FIRE DEPARTMENT

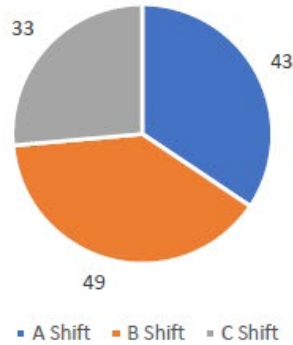


Fire Monthly

Total Calls

125

Shift Runload

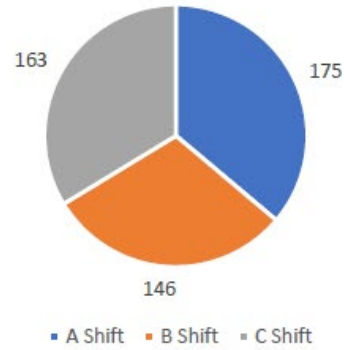


Fire Year To Date

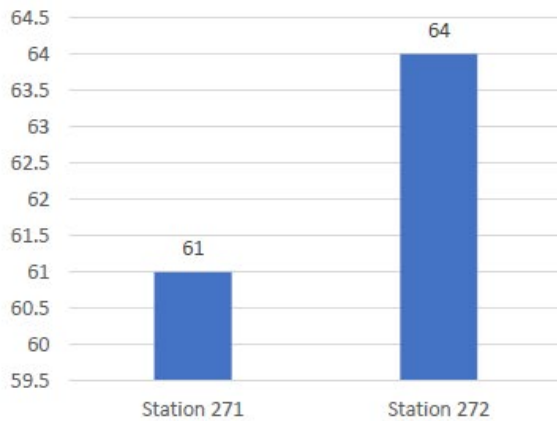
YTD Calls

484

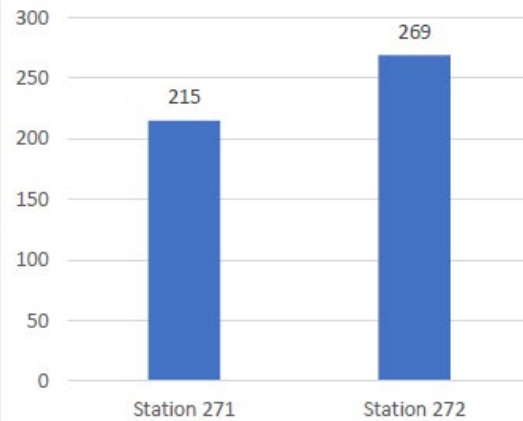
YTD Shifts



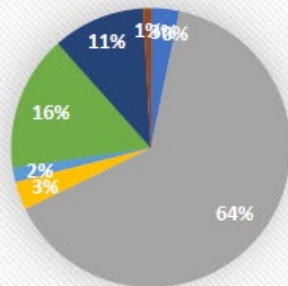
Station



YTD Station

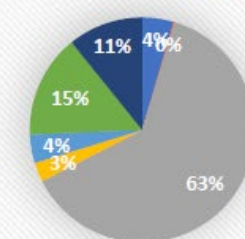


Monthly Call Type



- 100 - Fire
- 200 - Series
- 300 - EMS
- 400 - HAZMAT
- 500 - Service Call

YTD Call Type



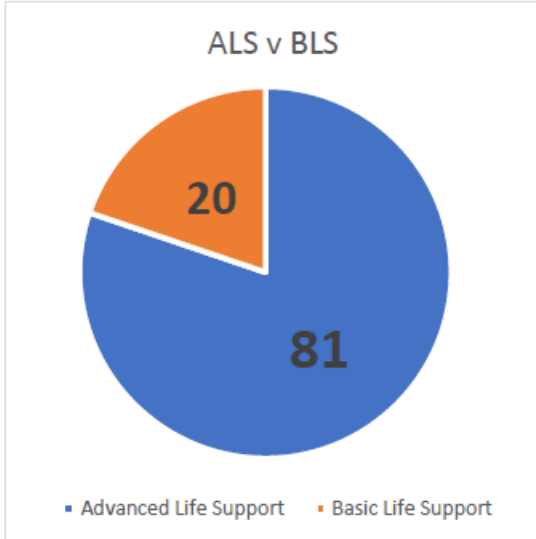
- 100 - Fire
- 200 - Series
- 300 - EMS
- 400 - HAZMAT
- 500 - Service Call
- 600 - Series
- 700 - False Alarm



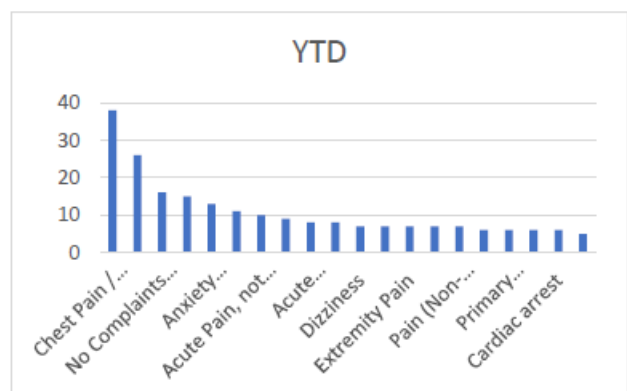
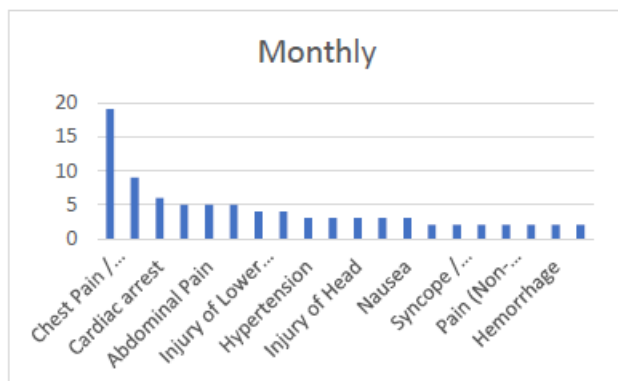
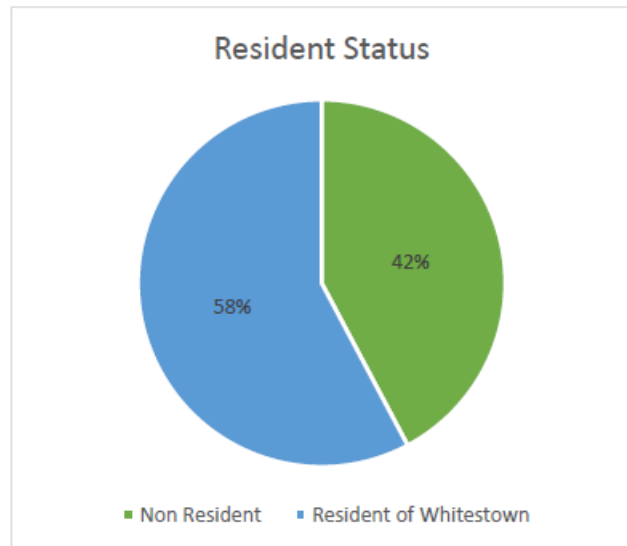
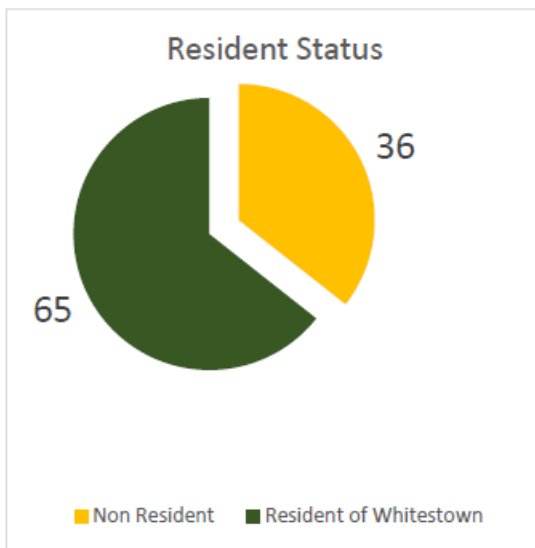
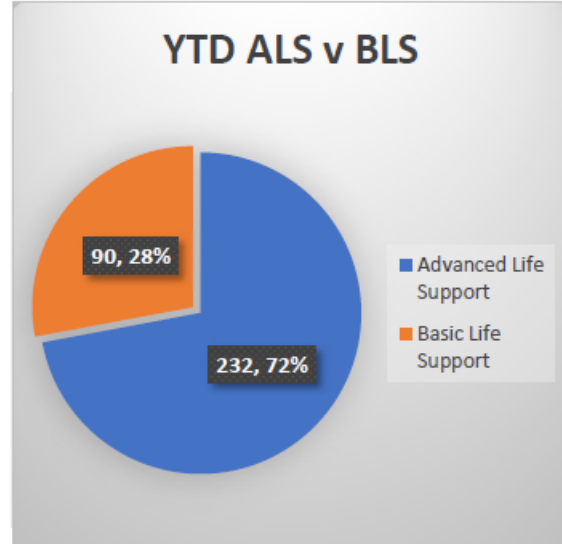
WHITESTOWN FIRE DEPARTMENT



EMS Previous Month



EMS Year To Date



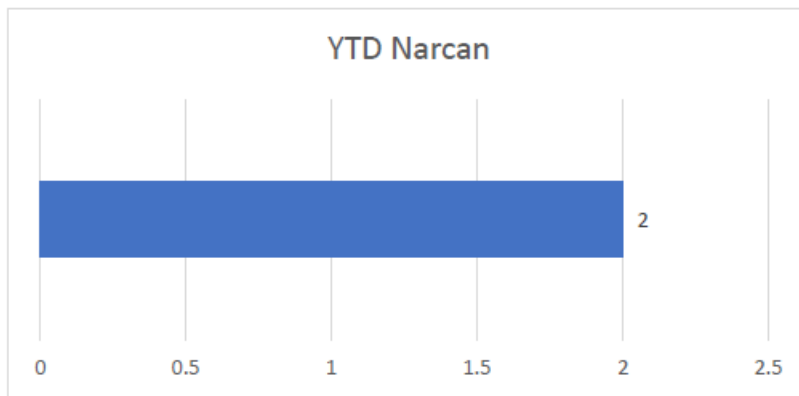


WHITESTOWN FIRE DEPARTMENT



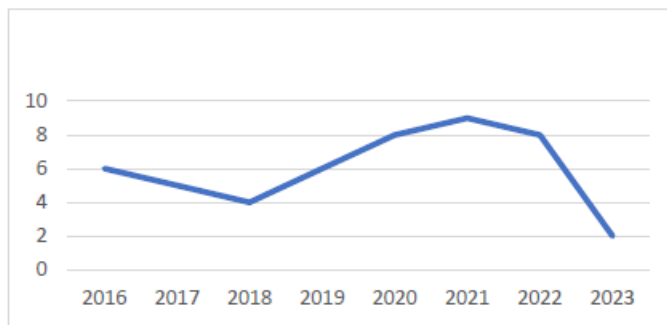
LFD	10
ZFD	9
Perry Twp	2
Pike	2
Sheridan	1

Township **4**
 Alarm, 2 EMS, Vehicle Accident



Annual Narcan Usage

2016	6
2017	5
2018	4
2019	6
2020	8
2021	9
2022	8
2023	2



Run increase from 2022 – 59 Runs, 13.9%