



WHITESTOWN FIRE DEPARTMENT



WFD Monthly Report – August Meeting 2023

Public Education / PR:

- Participated in Eagle's Nest 4th of July Parade
- Ladder Flag detail at Town's 4th of July Fireworks
- Public Safety Night at Farmer's Market
- Safety talk and touch-a-truck with Primrose School

Additional:

- Emergency Response Planning with Little League in preparation for Softball / Baseball Tournaments
- ISO Field Survey Audit completed

Inspection / Prevention:

	<u>2023</u>	<u>2023</u>	<u>2022</u>	<u>2022</u>
	<u>Month</u>	<u>YTD</u>	<u>Month</u>	<u>YTD</u>
Annual Inspections	43	335	40	320
Re-Inspections	18	59	11	56
New Bldg. Inspections	28	149	19	191
C of O Inspections	5	22	3	15
Plan Reviews	13	57	15	68
Alarm / Sprinkler Tests	7	26	4	18



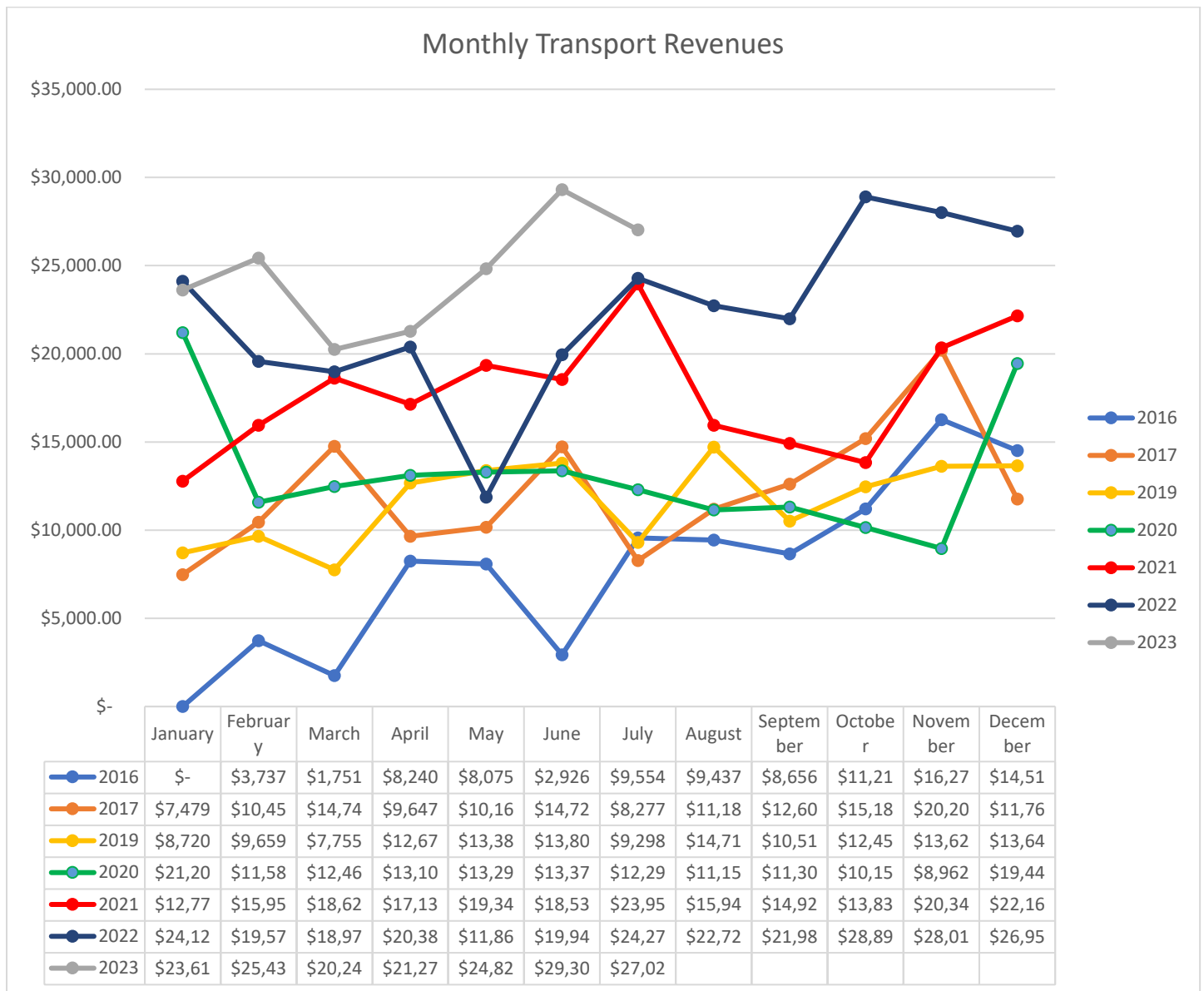
WHITESTOWN FIRE DEPARTMENT



EMS Billing Report:

July MTD Revenue: \$ 27,024.91

YTD Revenue: \$ 171,729.81 / (2022 YTD: \$139,153.00; 23.41%)



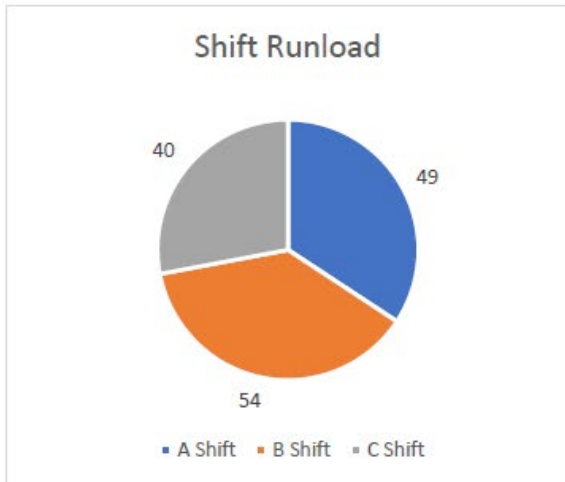


WHITESTOWN FIRE DEPARTMENT



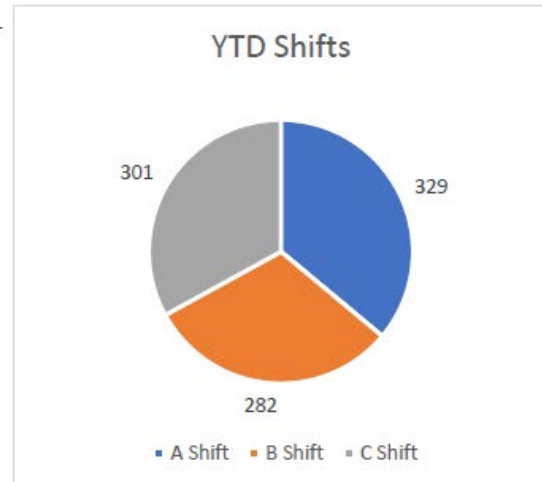
Fire Monthly

Total Calls 143

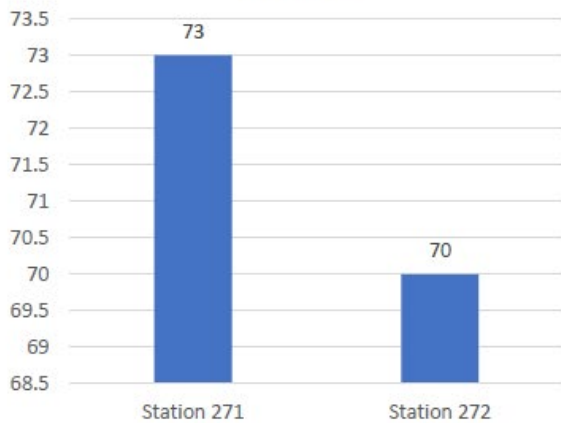


Fire Year To Date

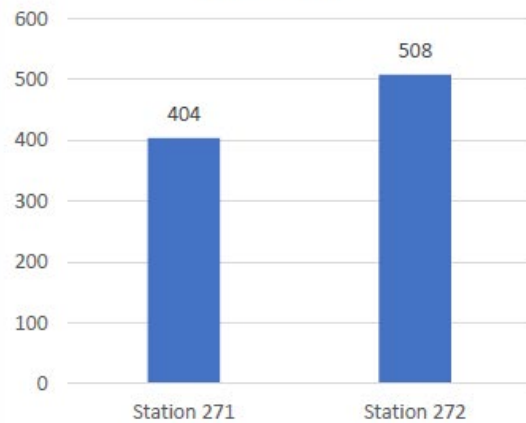
YTD Calls 912



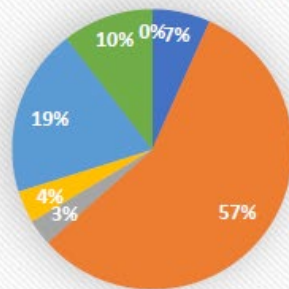
Station



YTD Station

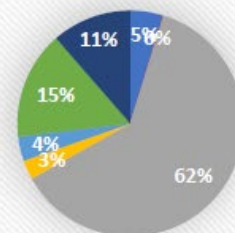


Monthly Call Type



- 100 - Fire
- 300 - EMS
- 400 - HAZMAT
- 500 - Service Call
- 600 - Series

YTD Call Type



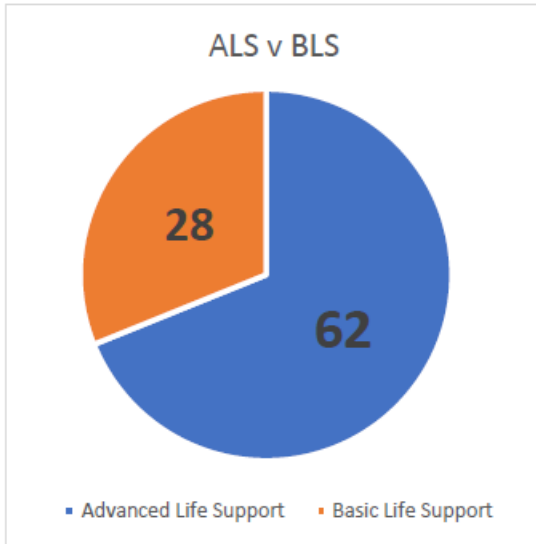
- 100 - Fire
- 200 - Series
- 300 - EMS
- 400 - HAZMAT
- 500 - Service Call
- 700 - False Alarm



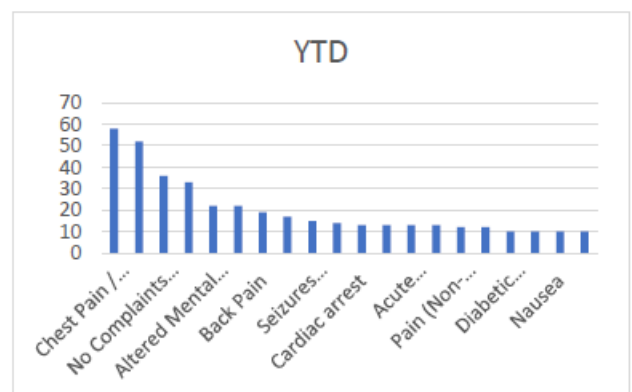
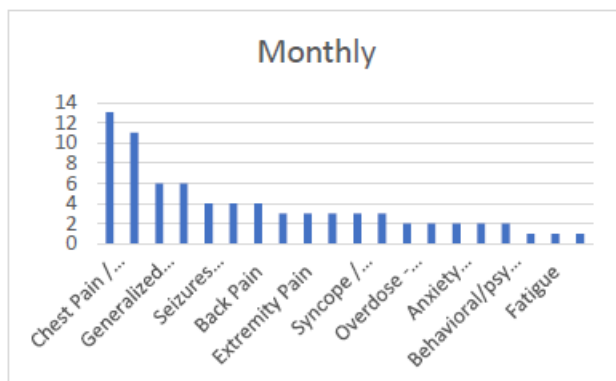
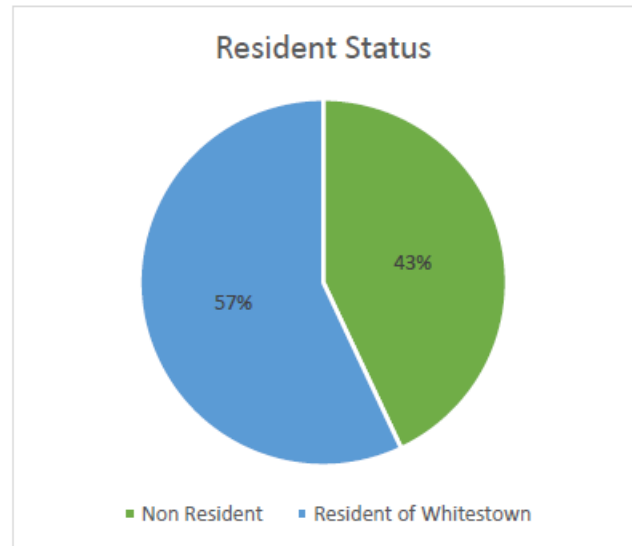
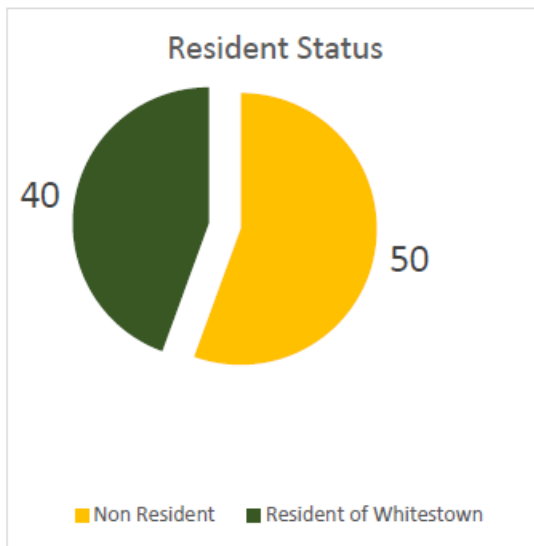
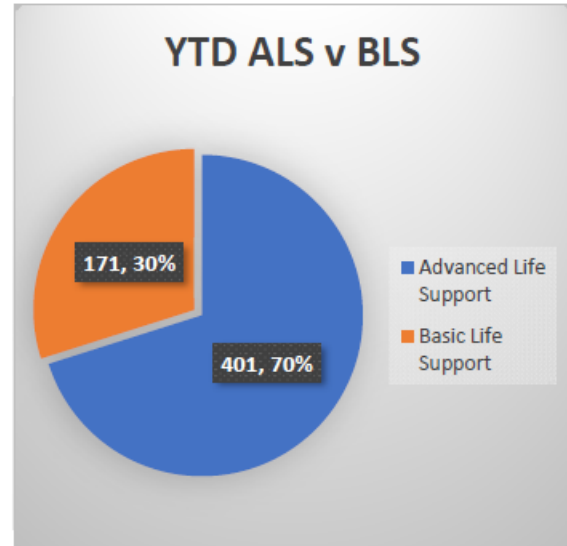
WHITESTOWN FIRE DEPARTMENT



EMS Previous Month



EMS Year To Date

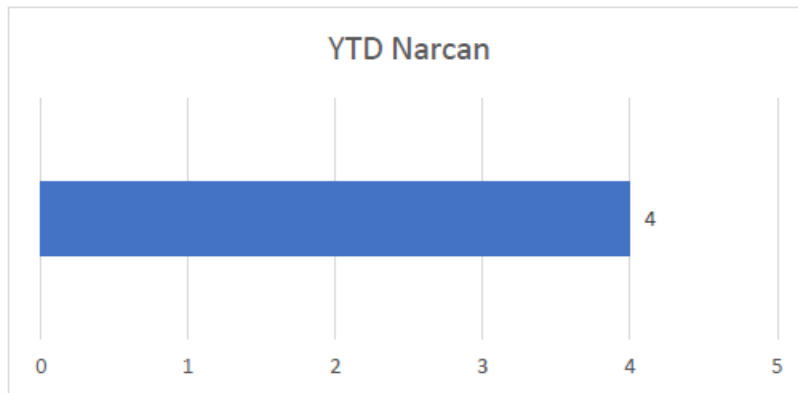




WHITESTOWN FIRE DEPARTMENT

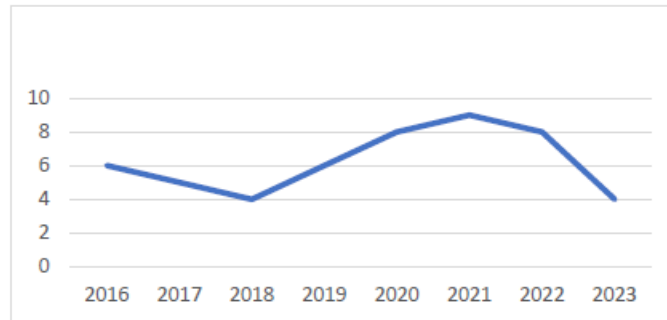


LFD	20
ZFD	11
Perry Twp	2
Pike	0
<u>Township</u>	<u>5</u>
4 EMS, 1 Rubbish	



Annual Narcan Usage

2016	6
2017	5
2018	4
2019	6
2020	8
2021	9
2022	8
2023	4



Run increase from 2022 – 44 Runs, 5.1%