



WHITESTOWN FIRE DEPARTMENT



WFD Monthly Report – September Meeting 2023

Public Education / PR:

- No public education events.

Additional:

- Recruit Graduation Ceremony; Corey Mount, Jackson Clifford, Austin Miller. The 3 probationary firefighters began work as shift personnel the week of August 7th.
- Chief Westrich deployed with Indiana Task Force 1 to assist with the wildfires in Maui, Hawaii.
- Lt. Hickey, FFP Mast, and FF Shaughnessy recognized by Ascension St. Vincent for their efforts on a serious accident assisting ZFD.
- Firefighter Greg Hedge marked 20 years of service to the department.
- Completed process testing for lateral firefighter and civilian paramedic lists.

Inspection / Prevention:

| | <u>2023</u> | <u>2023</u> | <u>2022</u> | <u>2022</u> |
|-------------------------|--------------|-------------|--------------|-------------|
| | <u>Month</u> | <u>YTD</u> | <u>Month</u> | <u>YTD</u> |
| Annual Inspections | 27 | 362 | 29 | 349 |
| Re-Inspections | 13 | 72 | 8 | 64 |
| New Bldg. Inspections | 43 | 192 | 22 | 213 |
| C of O Inspections | 4 | 26 | 7 | 22 |
| Plan Reviews | 6 | 63 | 7 | 75 |
| Alarm / Sprinkler Tests | 8 | 34 | 9 | 27 |



WHITESTOWN FIRE DEPARTMENT



Training Division Monthly Report _____ August 2023

| | | |
|--|------------|--------------|
| T-1 Facilities Based Training | 24 | hours |
| T-2 Company Based Training | 352 | hours |
| T-3 Officer Based Training | 5 | hours |
| T-6 Hazmat | 5 | hours |
| T-7 Recruit Training | 72 | hours |
| Total Monthly Training Hours for August 2023: | 458 | hours |

Overview of August:

Finished multi agency Northside Fire Academy.
Conducted department wide rope rescue training.
Introduced anchor sling to department and added to cache.
Conducted department wide forcible entry training.



WHITESTOWN FIRE DEPARTMENT

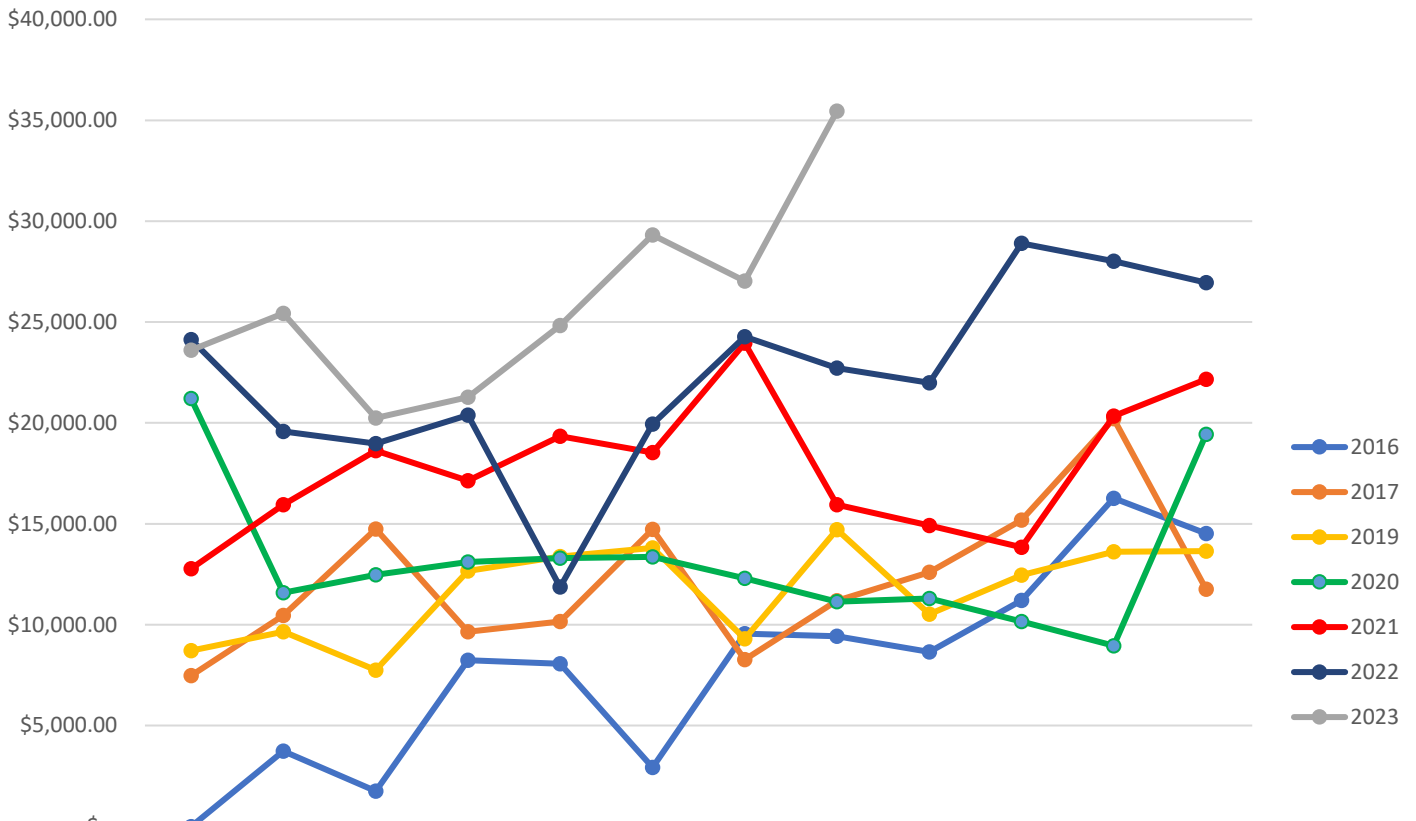


EMS Billing Report:

August MTD Revenue: \$ 35,453.28

YTD Revenue: \$ 207,183.09 / (2022 YTD: \$161,874.17; 27.99%)

Monthly Transport Revenues



| | January | February | March | April | May | June | July | August | September | October | November | December |
|------|---------|----------|---------|---------|---------|---------|---------|---------|-----------|---------|----------|----------|
| 2016 | \$- | \$3,737 | \$1,751 | \$8,240 | \$8,075 | \$2,926 | \$9,554 | \$9,437 | \$8,656 | \$11,21 | \$16,27 | \$14,51 |
| 2017 | \$7,479 | \$10,45 | \$14,74 | \$9,647 | \$10,16 | \$14,72 | \$8,277 | \$11,18 | \$12,60 | \$15,18 | \$20,20 | \$11,76 |
| 2019 | \$8,720 | \$9,659 | \$7,755 | \$12,67 | \$13,38 | \$13,80 | \$9,298 | \$14,71 | \$10,51 | \$12,45 | \$13,62 | \$13,64 |
| 2020 | \$21,20 | \$11,58 | \$12,46 | \$13,10 | \$13,29 | \$13,37 | \$12,29 | \$11,15 | \$11,30 | \$10,15 | \$8,962 | \$19,44 |
| 2021 | \$12,77 | \$15,95 | \$18,62 | \$17,13 | \$19,34 | \$18,53 | \$23,95 | \$15,94 | \$14,92 | \$13,83 | \$20,34 | \$22,16 |
| 2022 | \$24,12 | \$19,57 | \$18,97 | \$20,38 | \$11,86 | \$19,94 | \$24,27 | \$22,72 | \$21,98 | \$28,89 | \$28,01 | \$26,95 |
| 2023 | \$23,61 | \$25,43 | \$20,24 | \$21,27 | \$24,82 | \$29,30 | \$27,02 | \$35,45 | | | | |



WHITESTOWN FIRE DEPARTMENT



Monthly EMS Report

August 2023

EMS Training:

| | |
|--|------------|
| • EMS education | 120 |
| • Ascension CME A&R | 30 |
| • Labor and Delivery, OB complications | 125 |
| • Independent Study company level | <u>105</u> |
| | 380 |

EMS runs:

- 82 patient contacts
- 67 transports
 - 30 BLS transports
 - 35 ALS I transports
 - 1 ALS II transport
 - 1 Treat no transport
- 672 transported miles
- \$88,952 billed services

QI/ QA:

- 100 % of runs audited
- ESO report one on ones x 3
- Follow-up / Outcome PIA significant runs x 2
- Direct observation of EMS patient care x 2

- Civilian Paramedic Hire Process
- Internship training with Paramedic Vardaman, Lauinger
- Common Re-Certification for ALS and BLS providers data and documentation
- Completion of CSR application for DEA / Indiana State Board of Pharmacy



WHITESTOWN FIRE DEPARTMENT

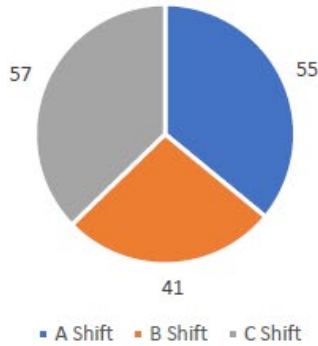


Fire Monthly

Total Calls

153

Shift Runload

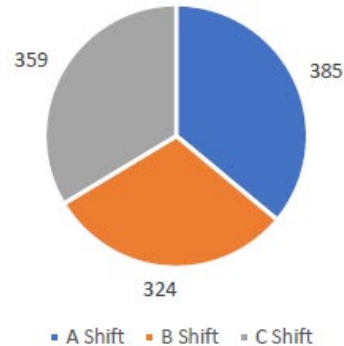


Fire Year To Date

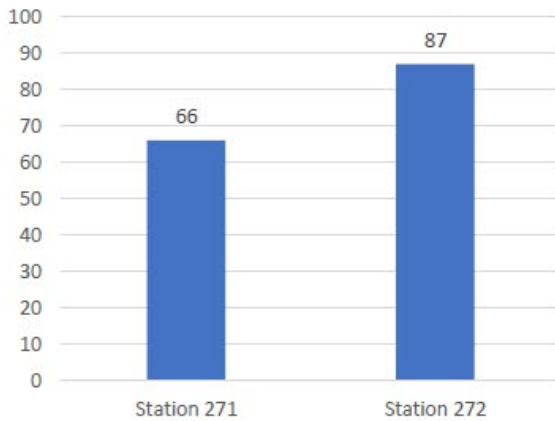
YTD Calls

1068

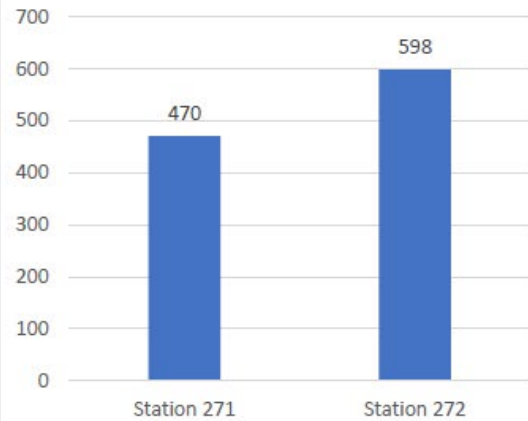
YTD Shifts



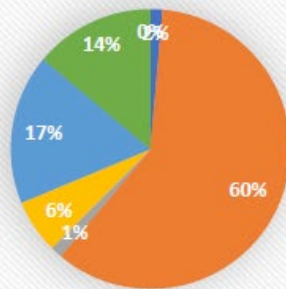
Station



YTD Station

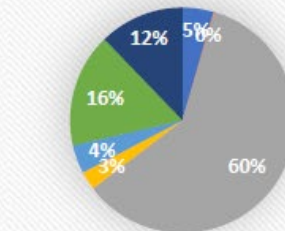


Monthly Call Type



- 100 - Fire
- 300 - EMS
- 400 - HAZMAT
- 500 - Service Call
- 600 - Series

YTD Call Type



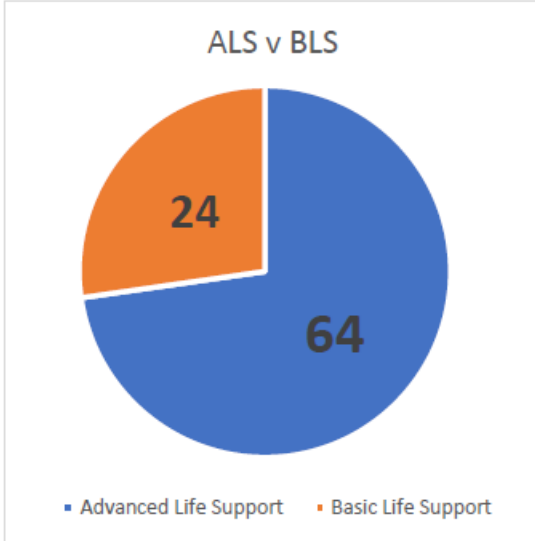
- 100 - Fire
- 200 - Series
- 300 - EMS
- 400 - HAZMAT
- 500 - Service Call
- 600 - Series
- 700 - False Alarm



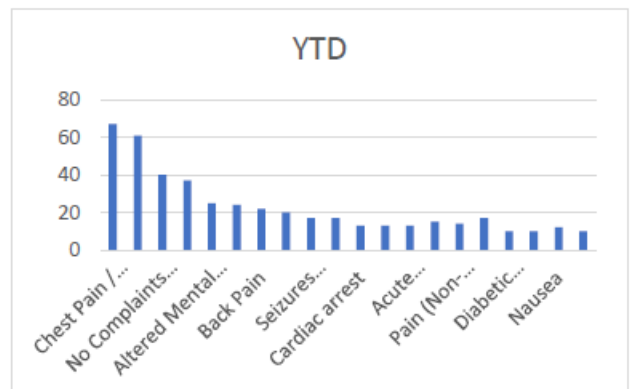
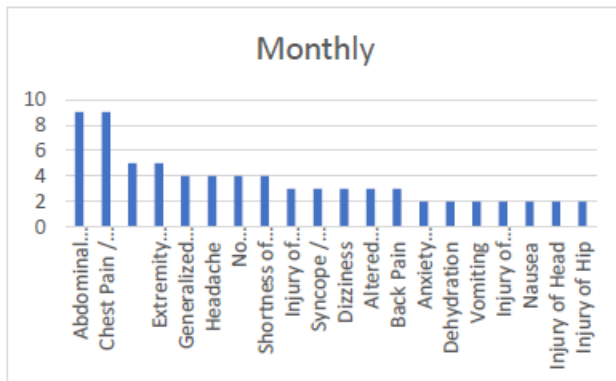
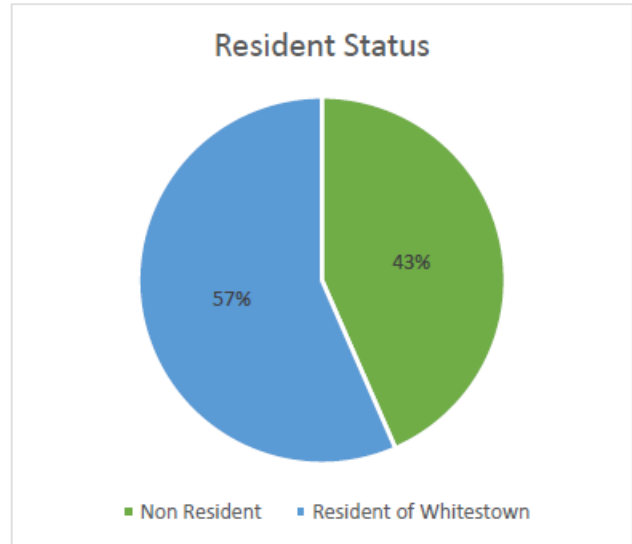
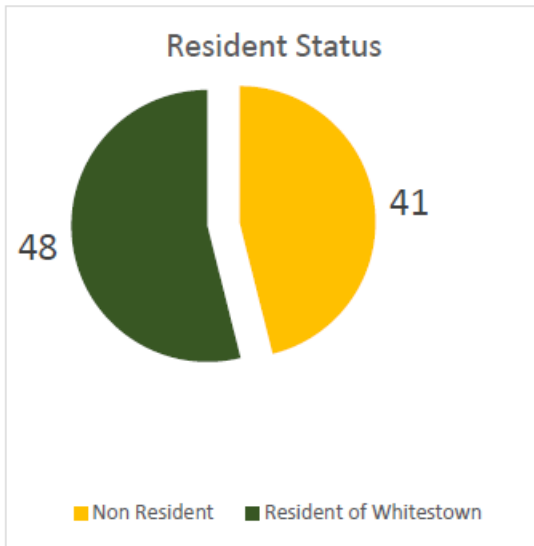
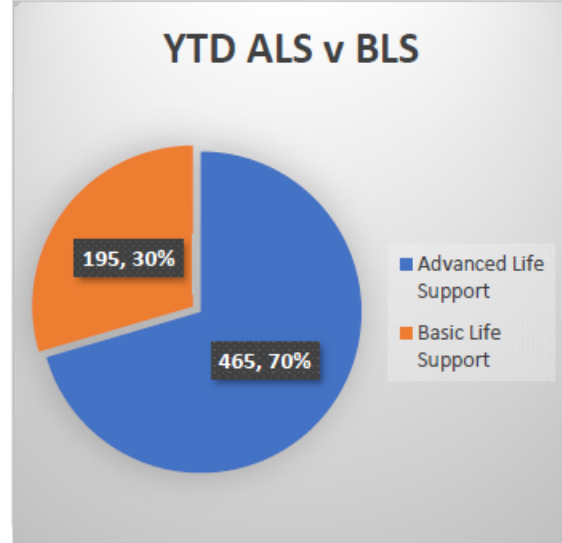
WHITESTOWN FIRE DEPARTMENT



EMS Previous Month



EMS Year To Date

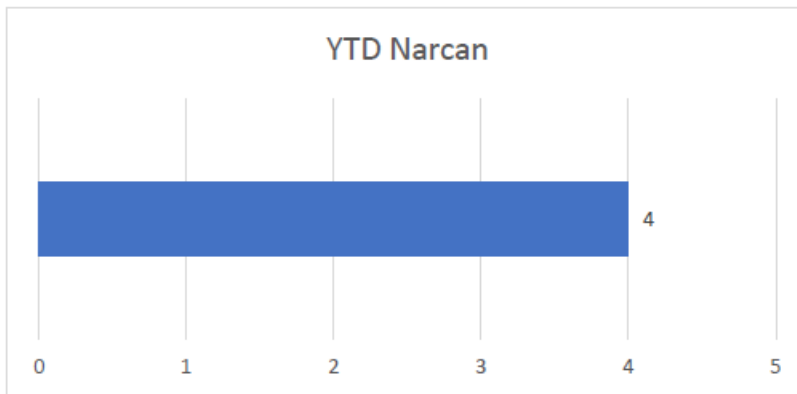




WHITESTOWN FIRE DEPARTMENT

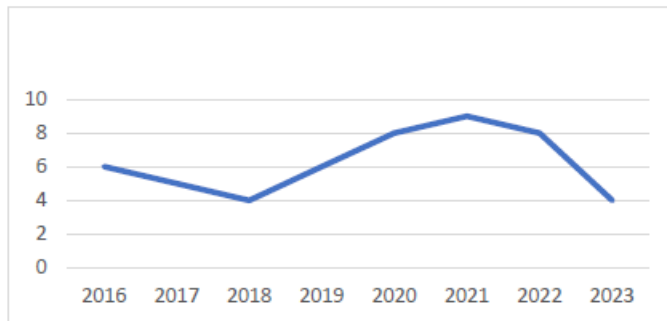


| | |
|------------------------|-----------------|
| LFD | 18 |
| ZFD | 8 |
| Perry Twp | 5 |
| Pike | 0 |
| <u>Township</u> | <u>1</u> |
| 1 EMS | |



Annual Narcan Usage

| | |
|------|---|
| 2016 | 6 |
| 2017 | 5 |
| 2018 | 4 |
| 2019 | 6 |
| 2020 | 8 |
| 2021 | 9 |
| 2022 | 8 |
| 2023 | 4 |



Run increase from 2022 – 46 Runs, 4.5%