



WHITESTOWN FIRE DEPARTMENT



WFD Monthly Report – October Meeting 2023

Public Education / PR:

- CPR Training for Boone Prairie School staff
- Attended Chick-Fil-A Honoring Hometown Heroes Event
- Trader’s Point Pre-School Station Tour at 272s (49 Students and 6 Teachers)
- EMS Standby at Trader’s Point football game
- Attended ribbon cutting and grand opening of the Isaiah House

Additional:

- Design phase with RQAW architecture firm has begun.
- Fire Prevention Week October 8th – 14th

Inspection / Prevention:

	<u>2023</u>	<u>2023</u>	<u>2022</u>	<u>2022</u>
	<u>Month</u>	<u>YTD</u>	<u>Month</u>	<u>YTD</u>
Annual Inspections	16	380	14	363
Re-Inspections	11	83	11	75
New Bldg. Inspections	25	217	38	251
C of O Inspections	2	28	4	26
Plan Reviews	5	68	6	81
Alarm / Sprinkler Tests	4	38	16	43



WHITESTOWN FIRE DEPARTMENT



Training Division Monthly Report _____ September 2023

T-1 Facilities Based Training	40	hours
T-2 Company Based Training	315	hours
T-3 Officer Based Training	42	hours
T-5 Driver/Operator Training	8	hours
Total Monthly Training Hours for September 2023:	405	hours

Monthly EMS Report September 2023

EMS Training:

• EMS education	49
• Ascension CME A&R	58
• Officership / Leadership	90
• Airway management	63
• Independent Study company level	<u>42</u>
	302

EMS runs:

- 82 patient contacts
- 56 transports
 - 24 BLS transports
 - 29 ALS I transports
 - 3 ALS II transport
 - 2 Treat no transport
- 591 transported miles
- \$74,436 billed services

QI/ QA:

- 100 % of runs audited.
- ESO report one on one's x 6
- Follow-up / Outcome 3 runs - review with personnel
- Direct observation of EMS patient care x 3

- Completed and submitted for CSR – DEA and State Board of Pharmacy licensure.
- Internship training with Paramedic Vardaman, Lauinger
- Completed meeting with the State EMS commission – all personnel re-certified under common cert requirements.
- Mtg with Medical Director



WHITESTOWN FIRE DEPARTMENT

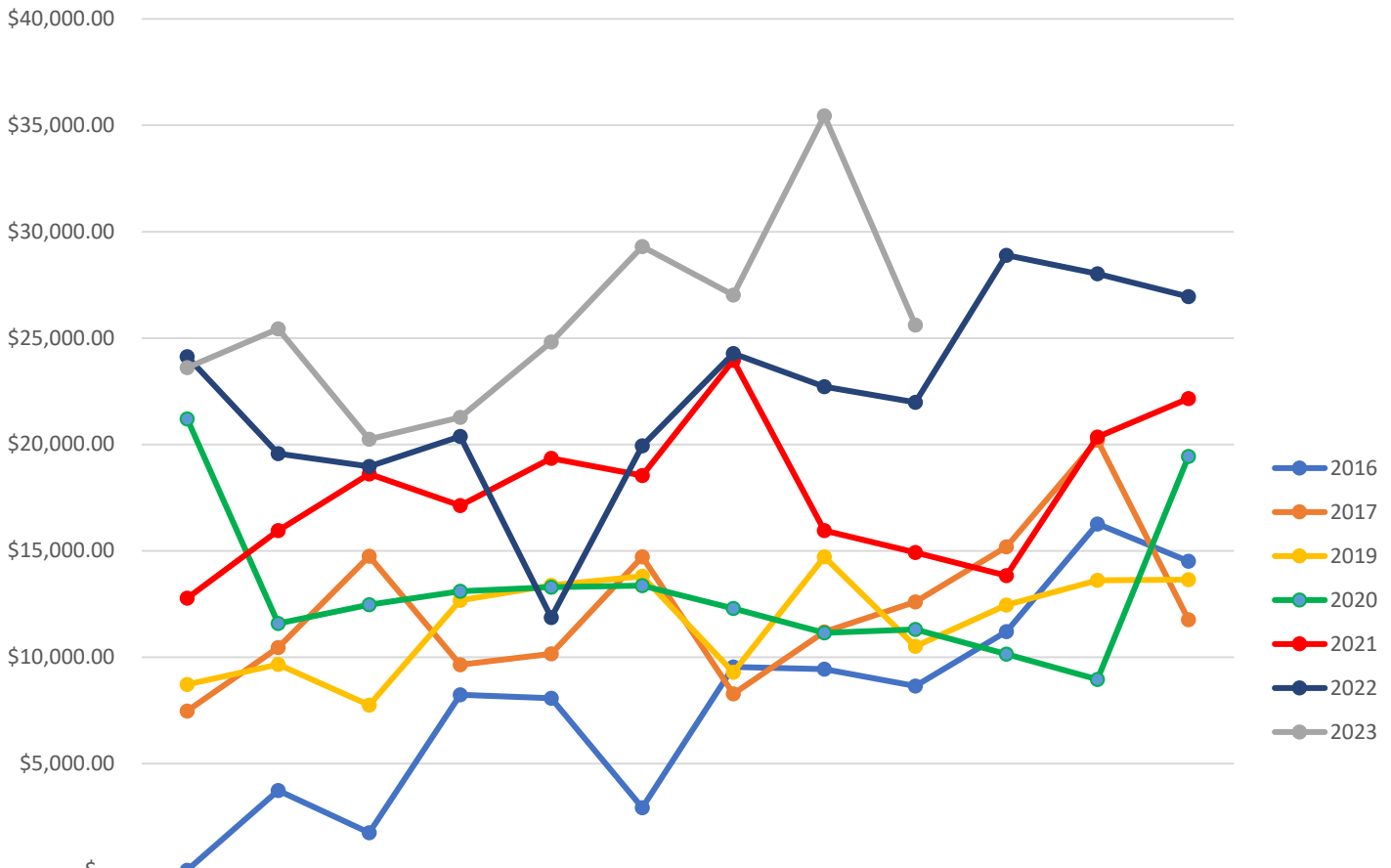


EMS Billing Report:

September MTD Revenue: \$ 25,613.11

YTD Revenue: \$ 232,796.20 / (2022 YTD: \$183,856.40; 26.62%)

Monthly Transport Revenues



	January	February	March	April	May	June	July	August	September	October	November	December
2016	\$-	\$3,737	\$1,751	\$8,240	\$8,075	\$2,926	\$9,554	\$9,437	\$8,656	\$11,21	\$16,27	\$14,51
2017	\$7,479	\$10,45	\$14,74	\$9,647	\$10,16	\$14,72	\$8,277	\$11,18	\$12,60	\$15,18	\$20,20	\$11,76
2019	\$8,720	\$9,659	\$7,755	\$12,67	\$13,38	\$13,80	\$9,298	\$14,71	\$10,51	\$12,45	\$13,62	\$13,64
2020	\$21,20	\$11,58	\$12,46	\$13,10	\$13,29	\$13,37	\$12,29	\$11,15	\$11,30	\$10,15	\$8,962	\$19,44
2021	\$12,77	\$15,95	\$18,62	\$17,13	\$19,34	\$18,53	\$23,95	\$15,94	\$14,92	\$13,83	\$20,34	\$22,16
2022	\$24,12	\$19,57	\$18,97	\$20,38	\$11,86	\$19,94	\$24,27	\$22,72	\$21,98	\$28,89	\$28,01	\$26,95
2023	\$23,61	\$25,43	\$20,24	\$21,27	\$24,82	\$29,30	\$27,02	\$35,45	\$25,61			



WHITESTOWN FIRE DEPARTMENT

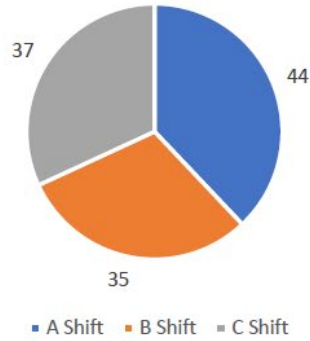


Fire Monthly

Total Calls

116

Shift Runload

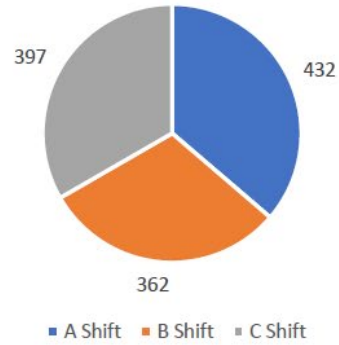


Fire Year To Date

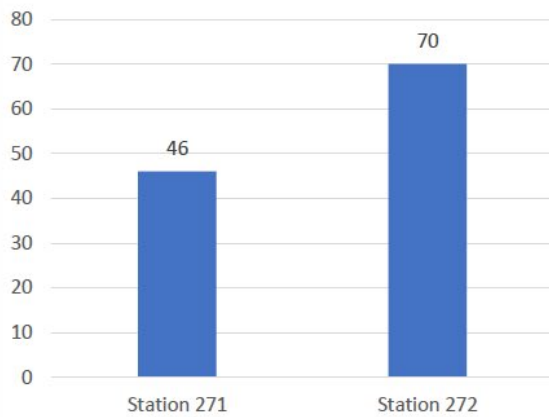
YTD Calls

1191

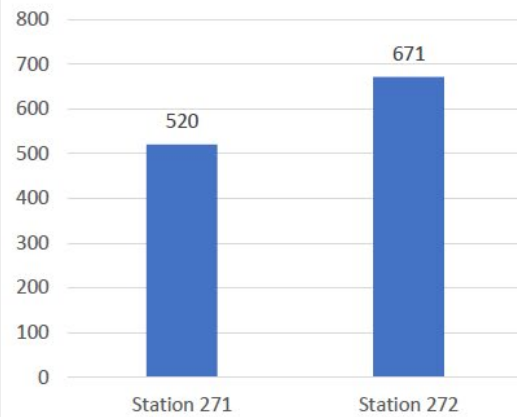
YTD Shifts



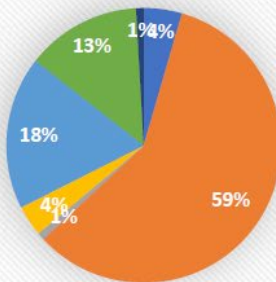
Station



YTD Station

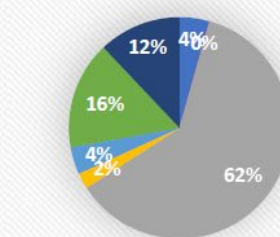


Monthly Call Type



- 100 - Fire
- 300 - EMS
- 400 - HAZMAT
- 500 - Service Call
- 600 - Series

YTD Call Type



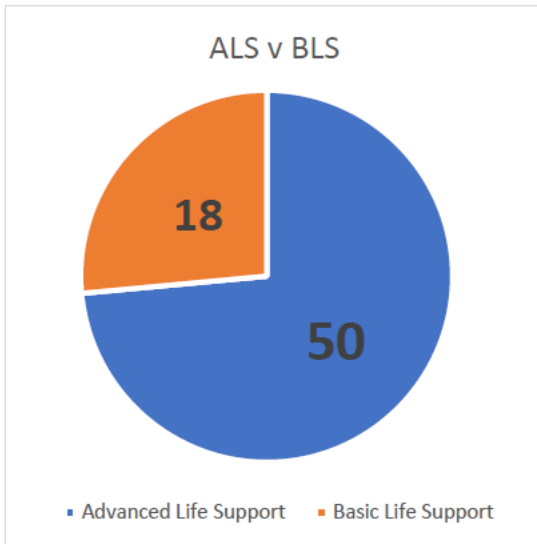
- 100 - Fire
- 300 - EMS
- 400 - HAZMAT
- 500 - Service Call
- 600 - Series
- 700 - False Alarm



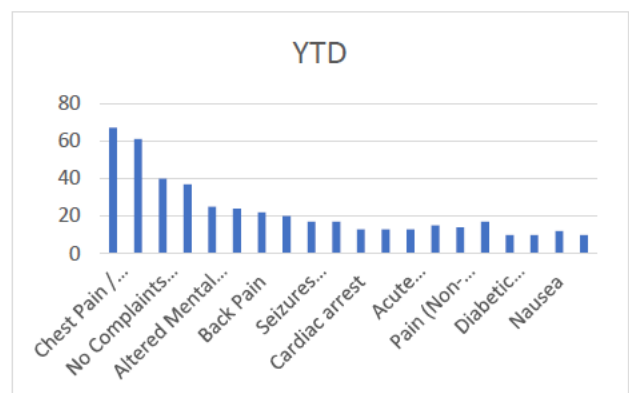
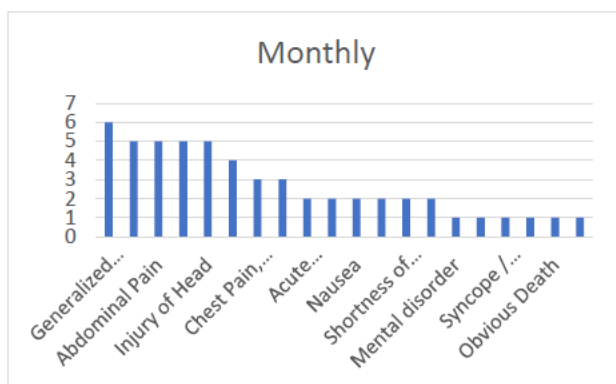
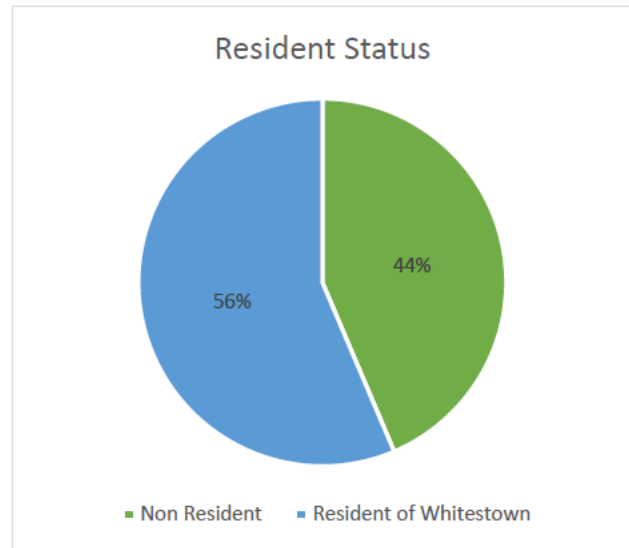
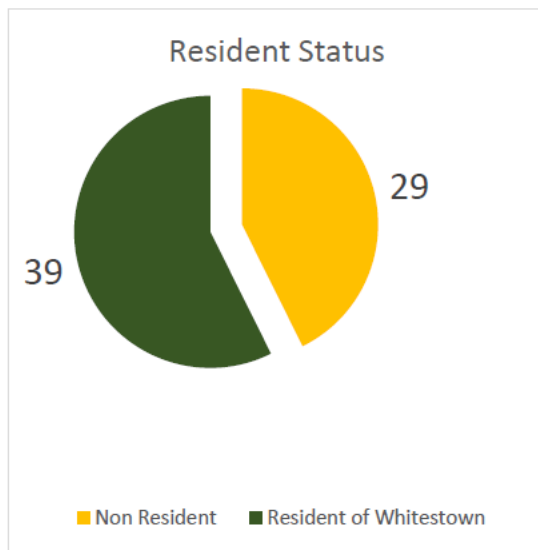
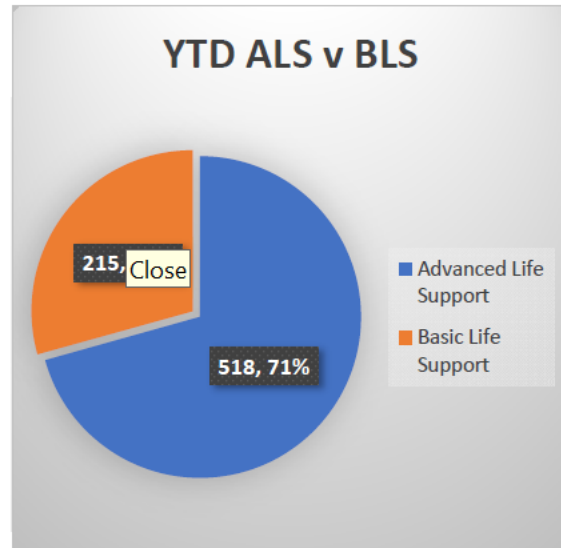
WHITESTOWN FIRE DEPARTMENT



EMS Previous Month



EMS Year To Date

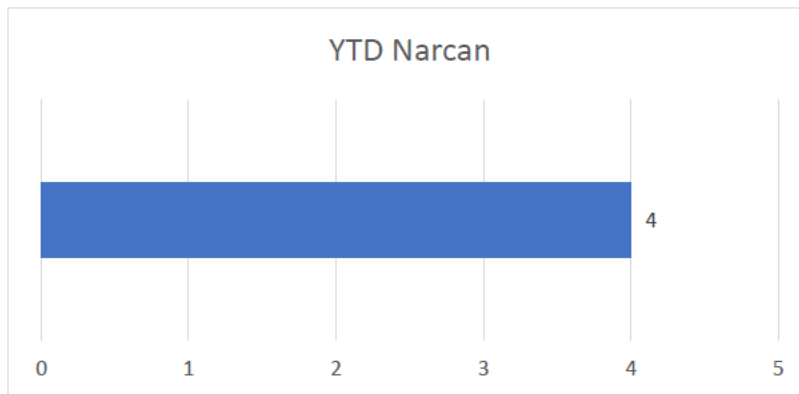




WHITESTOWN FIRE DEPARTMENT

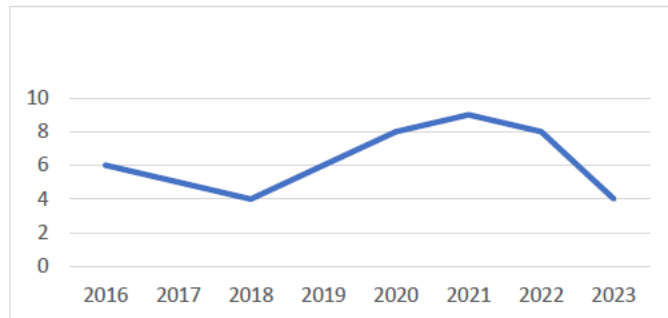


LFD	7
ZFD	13
Perry Twp	4
Brownsburg	2
Pike	1
<input type="button" value="Close"/>	
<u>Township</u>	<u>2</u>
2 EMS	



Annual Narcan Usage

2016	6
2017	5
2018	4
2019	6
2020	8
2021	9
2022	8
2023	4



Run increase from 2022 – 20 Runs, 1.7%