



WHITESTOWN FIRE DEPARTMENT



WFD Monthly Report – November Meeting 2023

Public Education / PR:

- Fire Prevention Week
- Primrose Pre-K visit to Station 272
- TPCA pumpkin drop

Additional:

- Participated in Boone Co. Health Dept. / EMA Mass Fatality Exercise
- Lateral hire ladder climb and conditional offers of employment

Inspection / Prevention:

| | <u>2023</u> | <u>2023</u> | <u>2022</u> | <u>2022</u> |
|-------------------------|--------------|-------------|--------------|-------------|
| | <u>Month</u> | <u>YTD</u> | <u>Month</u> | <u>YTD</u> |
| Annual Inspections | 24 | 404 | 5 | 368 |
| Re-Inspections | 4 | 87 | 4 | 79 |
| New Bldg. Inspections | 16 | 233 | 36 | 287 |
| C of O Inspections | 3 | 31 | 2 | 28 |
| Plan Reviews | 6 | 74 | 4 | 85 |
| Alarm / Sprinkler Tests | 2 | 40 | 3 | 46 |



WHITESTOWN FIRE DEPARTMENT



Training Division Monthly Report _____ October 2023

Company Fire Training:

| | |
|-----------------------------------|------------|
| Facilities Based Training | 63 hours. |
| Company Officer Education | 11 hours. |
| Company Level Training | 184 hours. |
| Existing Driver/Operator Training | 25 hours. |

Total Monthly Training Hours for October 2023: 283 hours

Monthly EMS Report

October 2023

EMS Training:

| | |
|-----------------------------------|-----------|
| • EMS education | 27 |
| • Ascension CME A&R | 28 |
| • Rapid Sequence Intubation | 32 |
| • Boone County MCI Drill | 22 |
| • Independent Study company level | <u>36</u> |
| | 145 |

EMS runs:

- 90 patient contacts
- 61 transports
 - 28 BLS transports
 - 33 ALS I transports
 - 1 ALS II transport
 - 2 Treat no transport
- 619 transported miles
- \$81,484 billed services

QI/ QA:

- 100 % of runs audited
 - Follow-up / Outcome reviews with personnel
 - Documented Cardiac Arrest save – A shift
-
- Agreement / funding discussions with St. Vincent Ascension on new training site
 - Internship training with Paramedic Vardaman, Lauinger
 - 4 personnel credentialed to perform Medicated assisted intubation
 - New Civilian Paramedic onboarding
 - Established inventory and monthly check out for Reserve Medic



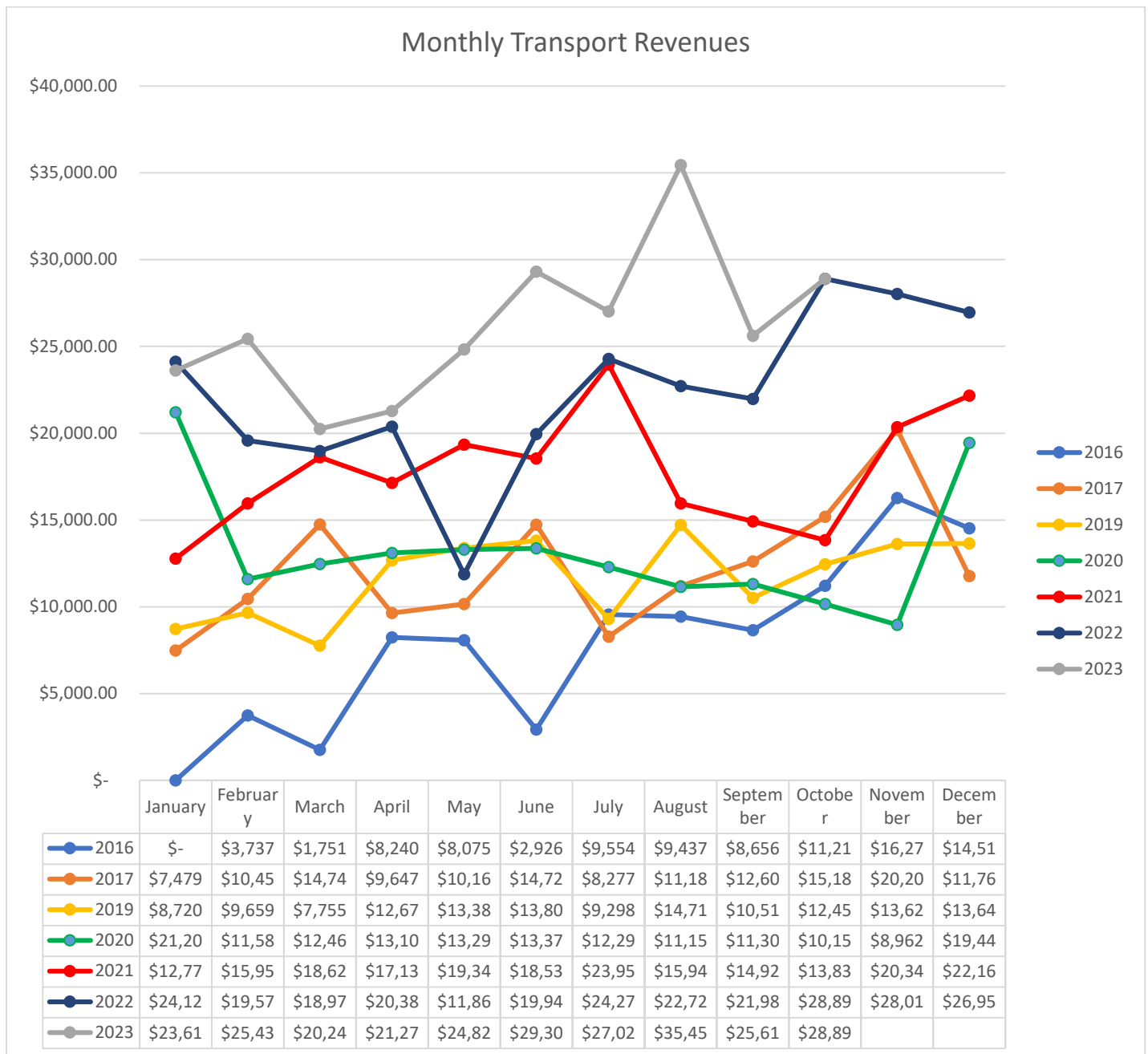
WHITESTOWN FIRE DEPARTMENT



EMS Billing Report:

September MTD Revenue: \$ 28,896.79

YTD Revenue: \$ 261,692.99 / (2022 YTD: \$212,754.21; 23.00%)





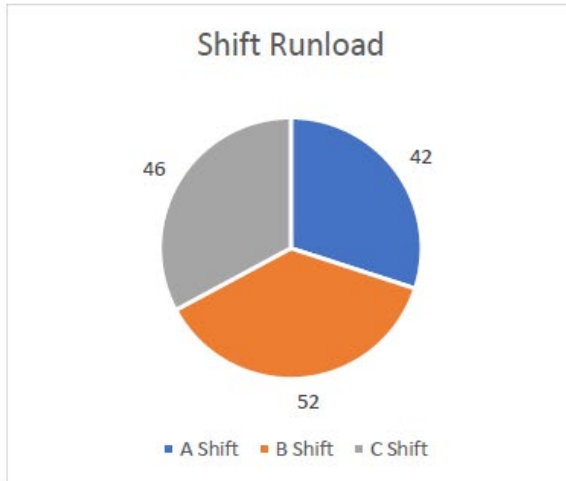
WHITESTOWN FIRE DEPARTMENT



Fire Monthly

Total Calls

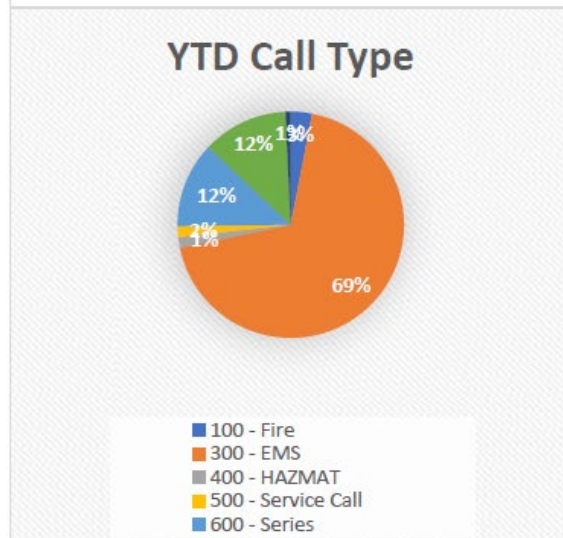
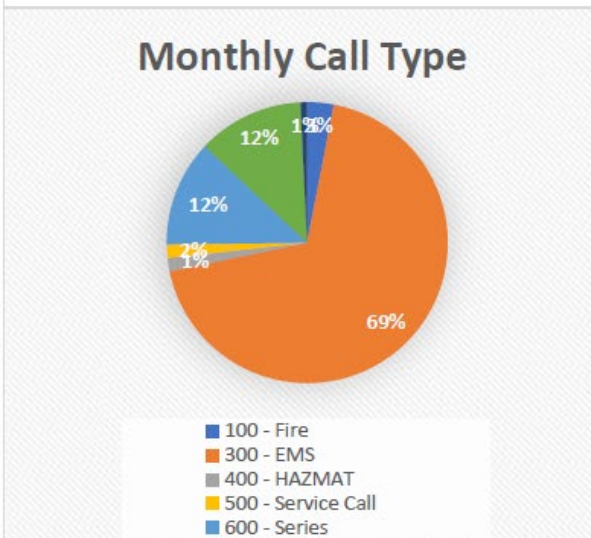
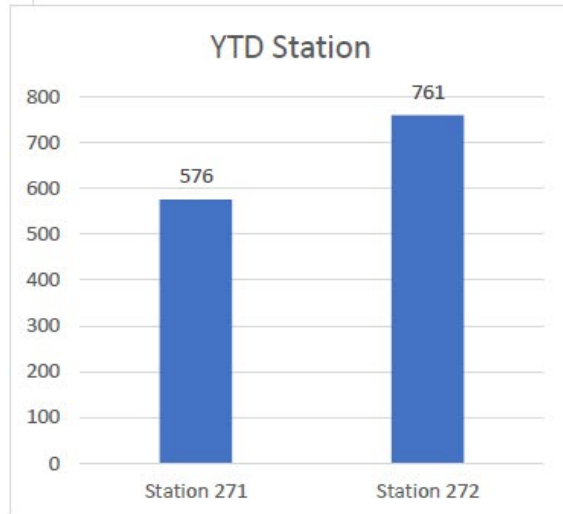
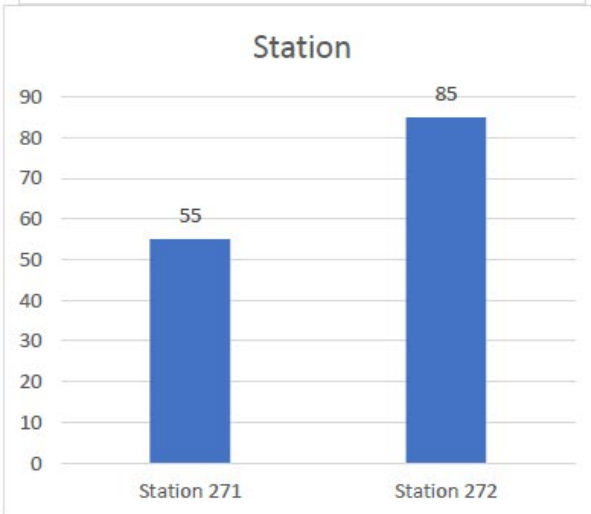
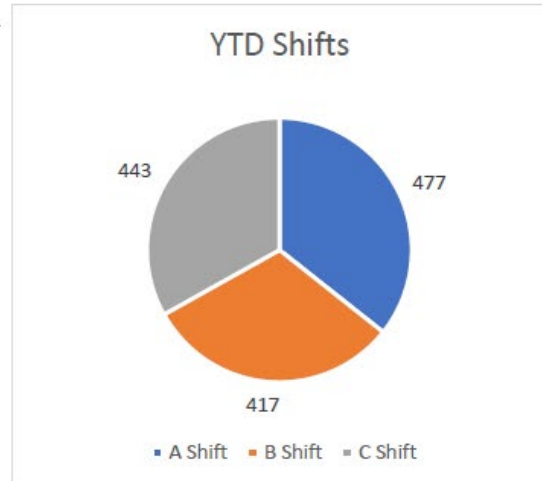
140



Fire Year To Date

YTD Calls

1337

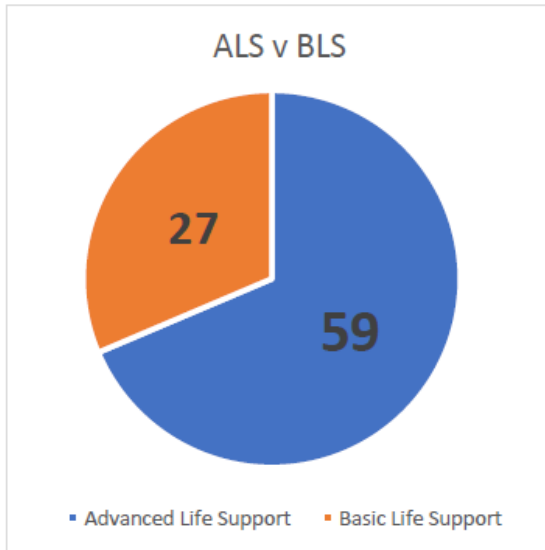




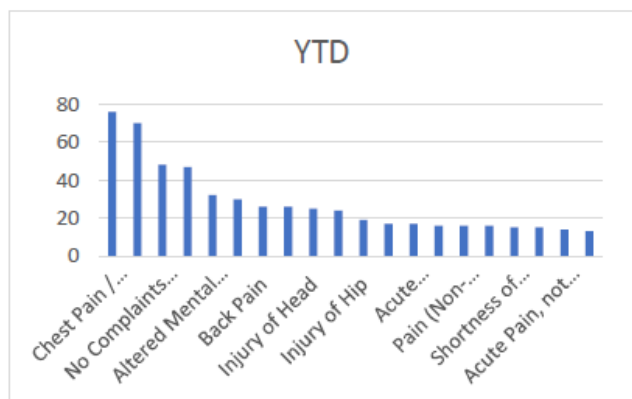
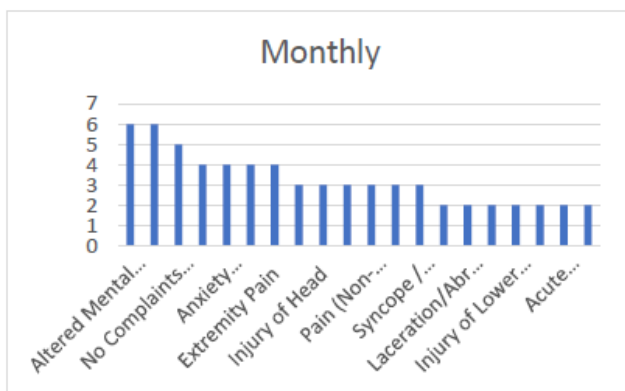
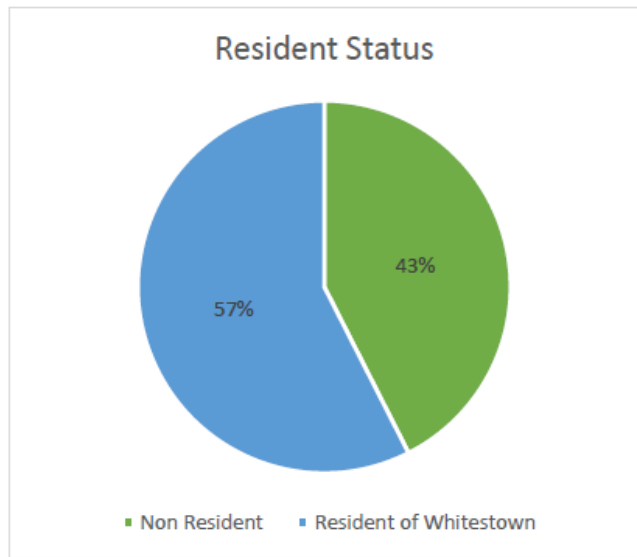
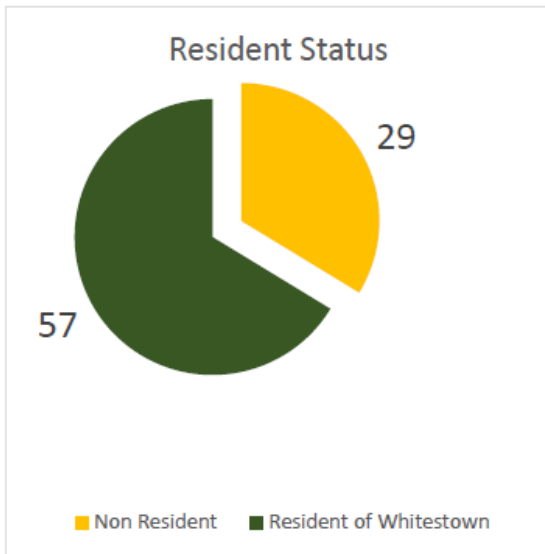
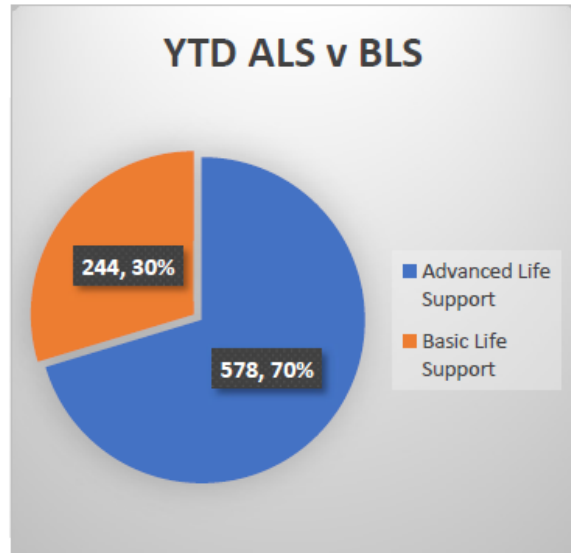
WHITESTOWN FIRE DEPARTMENT



EMS Previous Month



EMS Year To Date



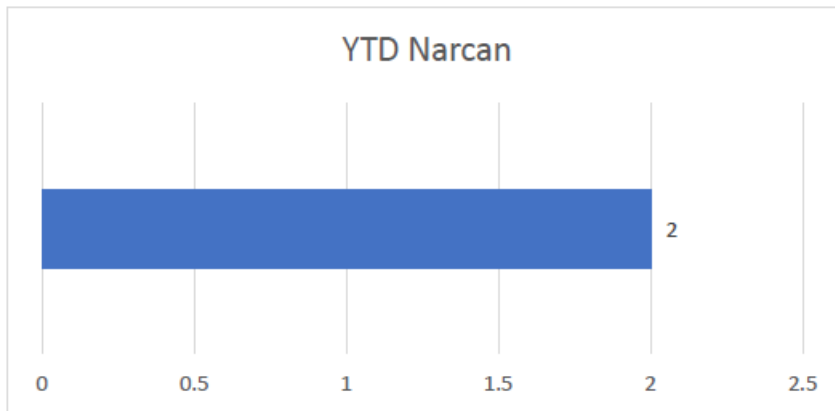


WHITESTOWN FIRE DEPARTMENT



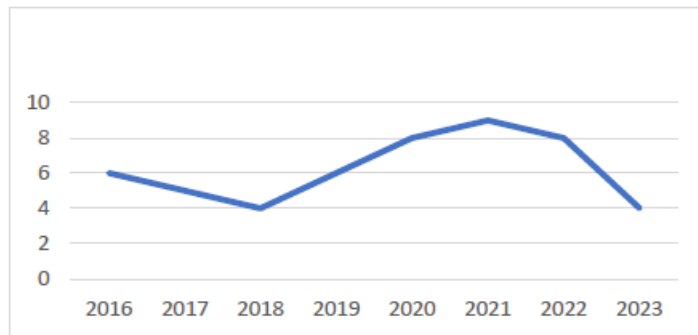
| | |
|-----------|---|
| LFD | 7 |
| ZFD | 9 |
| Perry Twp | 1 |
| Center | 1 |

Township **3**
 2 EMS & 1 Public Service



Annual Narcan Usage

| | |
|------|---|
| 2016 | 6 |
| 2017 | 5 |
| 2018 | 4 |
| 2019 | 6 |
| 2020 | 8 |
| 2021 | 9 |
| 2022 | 8 |
| 2023 | 4 |



Run increase from 2022 / 43 Runs, 3.3%