



WHITESTOWN FIRE DEPARTMENT



WFD Monthly Report – December Meeting 2023

Public Education / PR:

- Station Tour; Sta. 272 with 48 kids, and 20 adults
- Primrose additional visit to Station 272
- Attended Boys & Girls Club Chili Dinner

Additional:

- Lateral firefighters approved by Local PERF Board; Start date of December 4th, with a 3-week orientation academy

Inspection / Prevention:

	<u>2023</u>	<u>2023</u>	<u>2022</u>	<u>2022</u>
	<u>Month</u>	<u>YTD</u>	<u>Month</u>	<u>YTD</u>
Annual Inspections	2	406	0	368
Re-Inspections	1	88	2	81
New Bldg. Inspections	18	251	0	287
C of O Inspections	3	34	0	28
Plan Reviews	0	74	0	85
Alarm / Sprinkler Tests	4	44	0	46

Training:

T-1 Facilities training: 46 hours

T-2 Company Level: 107 hours

T-6 Hazmat training: 86 Hours

Total hours: 239 hours of training

Monthly training included all three shifts participating in limited visibility search training at an acquired training house.



WHITESTOWN FIRE DEPARTMENT



Monthly EMS Report

November 2023

EMS Training:

• EMS education	63
• Ascension CME A&R	36
• Advanced Airway Management (DAM)	63
• Pediatric EMS symposium (4 personnel)	24
• Independent Study company level	<u>40</u>
	226

EMS runs:

- 89 patient contacts
- 61 transports
 - 48 BLS transports
 - 30 ALS I transports
 - 2 ALS II transport
 - 1 Treat no transport
- 838 transported miles
- \$105,245 billed services

QI/ QA:

- 100 % of runs audited.
- Follow-up / Outcome reviews with personnel
 - One on one trainings
- Direct observation of EMS runs x 3.

- NEMIS Reporting requirements update.
 - ESO billing module updates for MedBill
- Internship training with Paramedic Vardaman
- Participated in 8 hr. FF Behavioral Health (IAFF Resiliency Training Course)
- Implemented new neonate restraint system.



WHITESTOWN FIRE DEPARTMENT

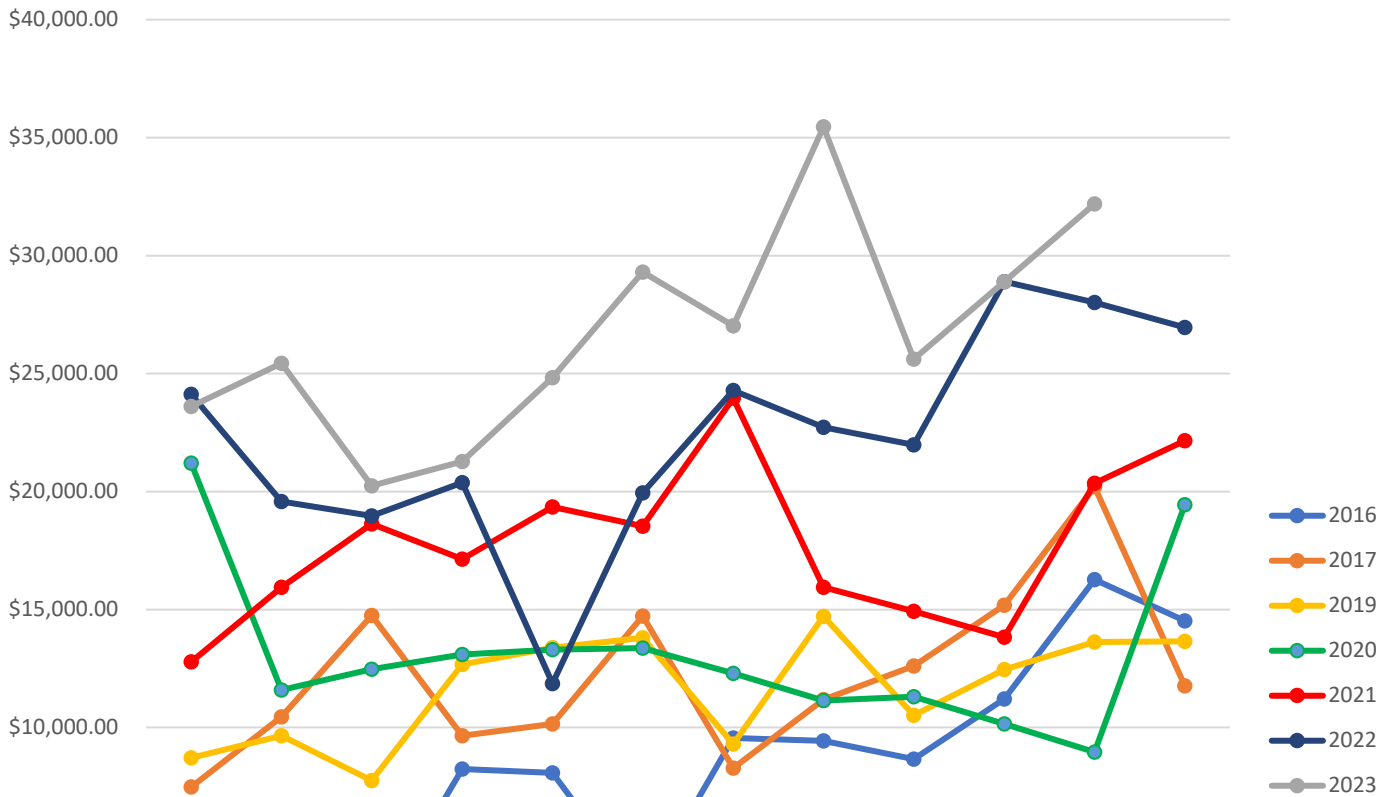


EMS Billing Report:

November MTD Revenue: \$ 32,194.90

YTD Revenue: \$ 293,887.89 / (2022 YTD: \$240,771.92; 22.06%)

Monthly Transport Revenues



	January	February	March	April	May	June	July	August	September	October	November	December
2016	\$-	\$3,737	\$1,751	\$8,240	\$8,075	\$2,926	\$9,554	\$9,437	\$8,656	\$11,21	\$16,27	\$14,51
2017	\$7,479	\$10,45	\$14,74	\$9,647	\$10,16	\$14,72	\$8,277	\$11,18	\$12,60	\$15,18	\$20,20	\$11,76
2019	\$8,720	\$9,659	\$7,755	\$12,67	\$13,38	\$13,80	\$9,298	\$14,71	\$10,51	\$12,45	\$13,62	\$13,64
2020	\$21,20	\$11,58	\$12,46	\$13,10	\$13,29	\$13,37	\$12,29	\$11,15	\$11,30	\$10,15	\$8,962	\$19,44
2021	\$12,77	\$15,95	\$18,62	\$17,13	\$19,34	\$18,53	\$23,95	\$15,94	\$14,92	\$13,83	\$20,34	\$22,16
2022	\$24,12	\$19,57	\$18,97	\$20,38	\$11,86	\$19,94	\$24,27	\$22,72	\$21,98	\$28,89	\$28,01	\$26,95
2023	\$23,61	\$25,43	\$20,24	\$21,27	\$24,82	\$29,30	\$27,02	\$35,45	\$25,61	\$28,89	\$32,19	



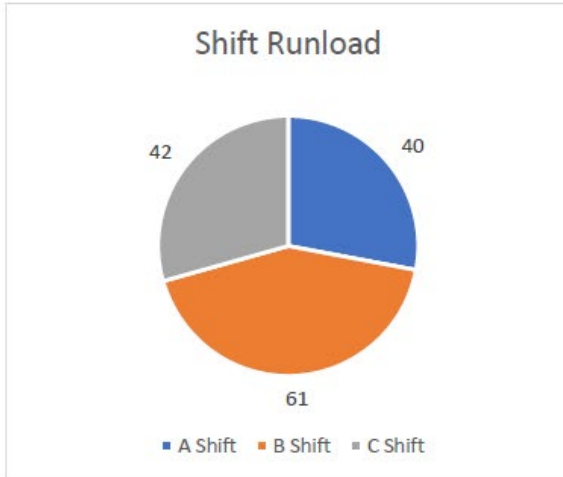
WHITESTOWN FIRE DEPARTMENT



Fire Monthly

Total Calls

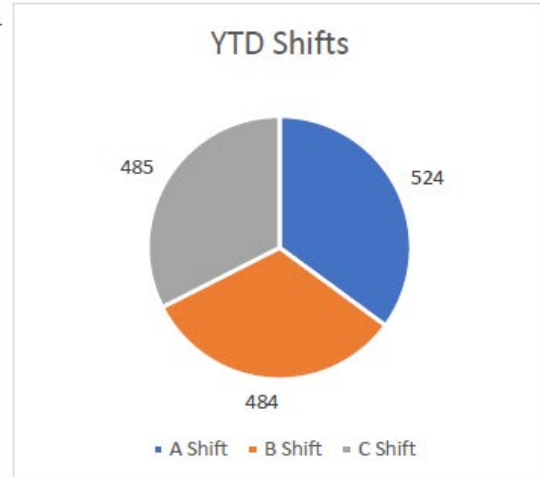
143



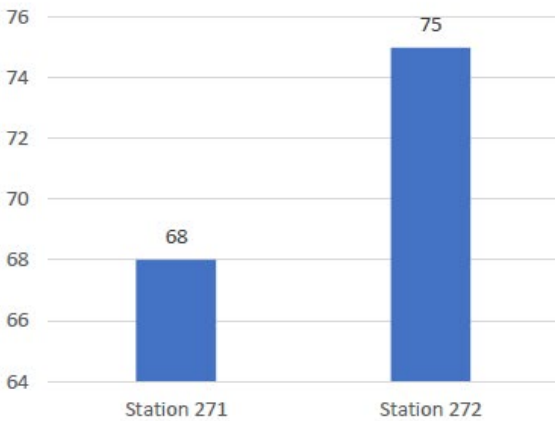
Fire Year To Date

YTD Calls

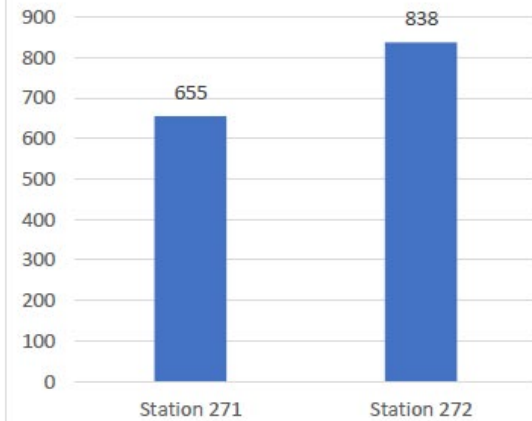
1493



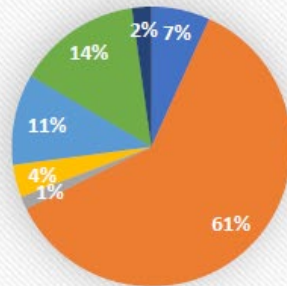
Station



YTD Station

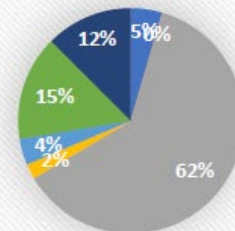


Monthly Call Type



- 100 - Fire
- 300 - EMS
- 400 - HAZMAT
- 500 - Service Call
- 600 - Series

YTD Call Type



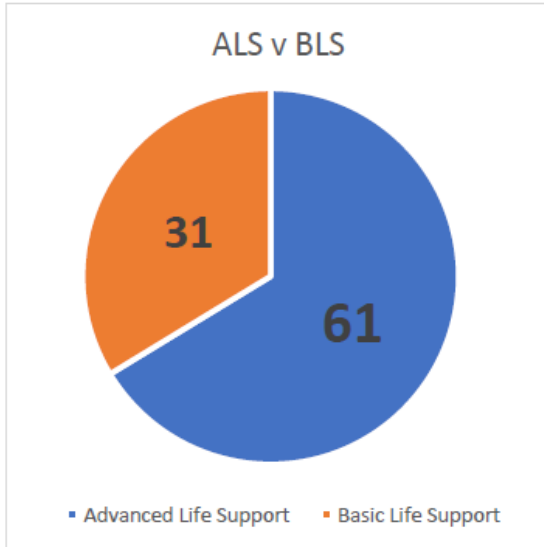
- 100 - Fire
- 300 - EMS
- 400 - HAZMAT
- 500 - Service Call
- 600 - Series
- 700 - False Alarm
- 200 - Series



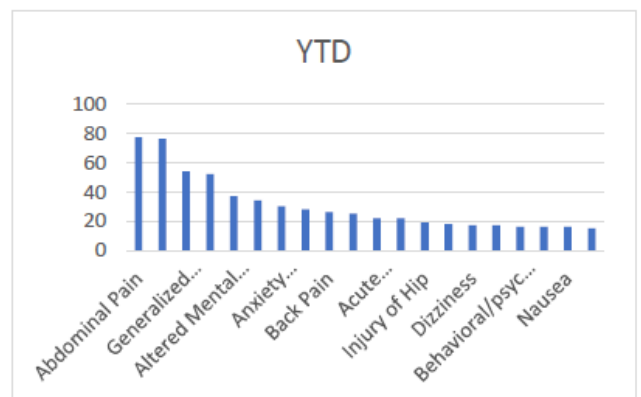
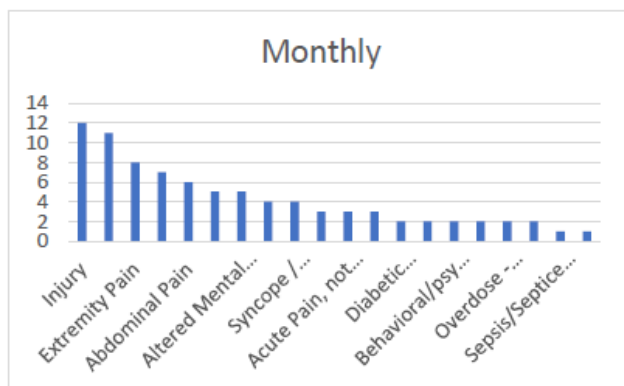
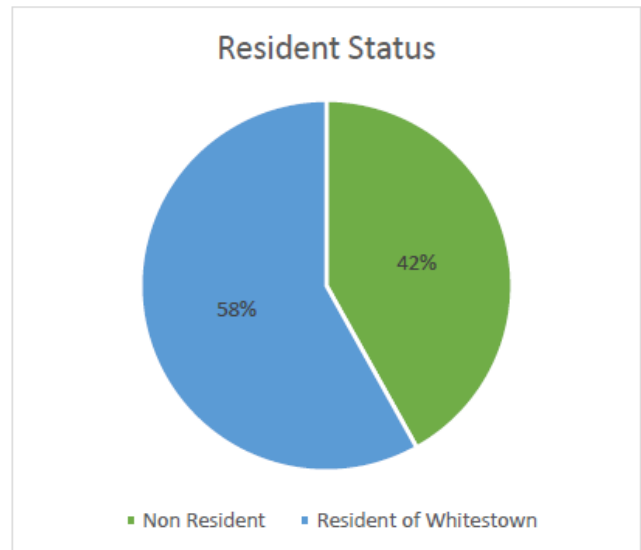
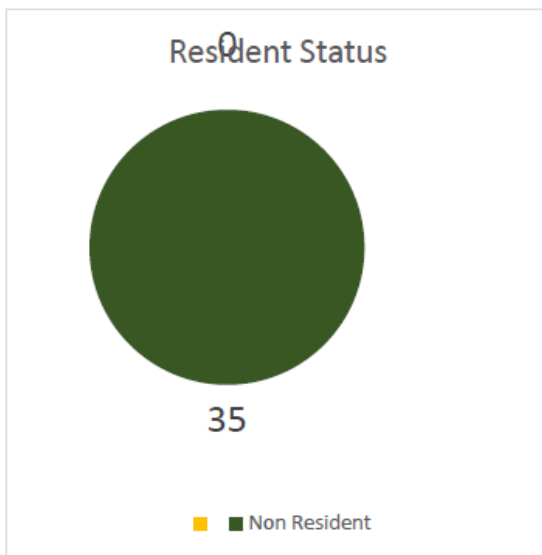
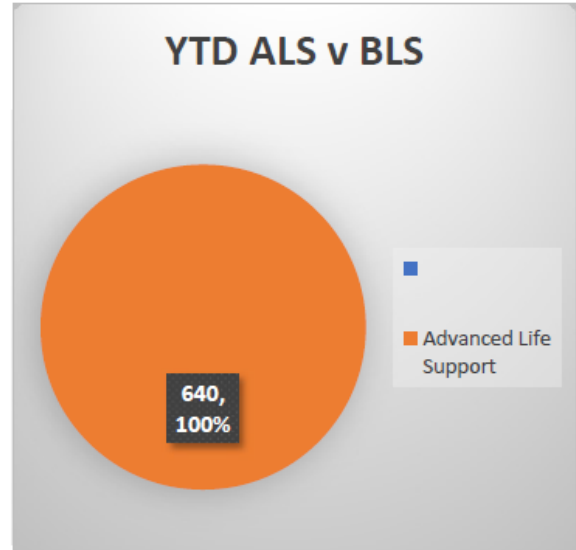
WHITESTOWN FIRE DEPARTMENT



EMS Previous Month



EMS Year To Date

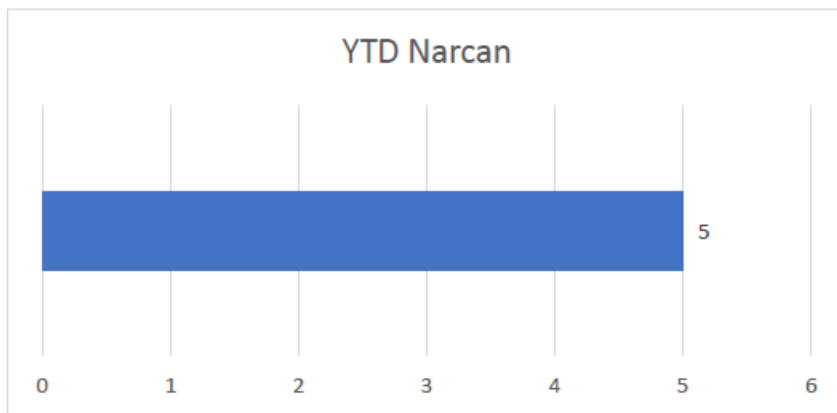




WHITESTOWN FIRE DEPARTMENT

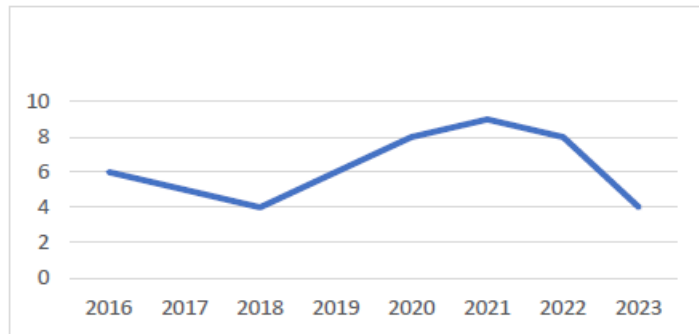


LFD	10
ZFD	10
Perry	6
Center	1
<u>Township</u>	<u>2</u>
2 EMS	



Annual Narcan Usage

2016	6
2017	5
2018	4
2019	6
2020	8
2021	9
2022	8
2023	4



Run increase from 2022 / 33 Runs, 2.3%