



WHITESTOWN FIRE DEPARTMENT



WFD Monthly Report – May Meeting 2024

Public Education / PR:

- Attended Battle of the Badges 5k / Ladder flag displayed
- Staffed Solar Jam with FD personnel

Additional:

- Attended Town Staff Meeting
- Final planning and preparation for eclipse event
- Assisted North Side Fire Academy with Mass Casualty Incident drill.
- March 31st marked the end of Probationary FF year for Jackson Clifford, Austin Miller, and Corey Mount
- Staffed EOC for Solar Eclipse Event
- Blood draws for annual physicals completed
- Personnel instructed, worked, and attended the Fire Department Instructor's Conference (FDIC) in Indianapolis from April 15th-20th
- FD staff / Town Management met with vendor for potential retirement insurance/investing opportunities
- Operations Chief / Battalion Chief monthly meeting conducted



WHITESTOWN FIRE DEPARTMENT



Inspection / Prevention:

	<u>2024</u>	<u>2024</u>	<u>2023</u>	<u>2023</u>
	<u>Month</u>	<u>YTD</u>	<u>Month</u>	<u>YTD</u>
Annual Inspections	50	201	50	196
Re-Inspections	8	21	18	81
New Bldg. Inspections	18	81	22	97
C of O Inspections	1	4	3	11
Plan Reviews	11	29	2	28
Alarm / Sprinkler Tests	4	8	5	12

Fire Training:

Total Fire Training: 1060 Hours

All members had the opportunity to attend classes at FDIC. These courses stem from leadership courses to electric vehicle fires and anywhere between. This training is essential to our members because they get to see the points of view from instructors all around the world. All members were encouraged to take as many of these classes as they would like.

Monthly training was Man VS Machine operations. Crews participated in a two-hour course on each shift. This training put our members in an industrial accident scene that made them think outside of the box from their normal duties.

The Training Division prepared and instructed a Driver Operator Aerial state certified class. This course was provided to all Whitestown, Zionsville and Lebanon fire department members. WFD enrolled eight members of the 21 that attended the course. These eight members have completed the classwork, skills, and state test to be certified. This was the last of three classes needed to be eligible for an engineer position within the department. These members are now focusing on the department specific training required to be an engineer and or back up engineer.



WHITESTOWN FIRE DEPARTMENT



EMS Report:

April 2024

EMS Training:

• EMS education	45
• FoamFrat	67
• EMS PIAs – Medical Emergencies	84
• Audit and Review	36
• Independent Study company level	95
• Paramedic School (1 provider)	<u>96</u>
	423

EMS runs:

- 74 patient contacts
- 68 transports
 - 28 BLS transports
 - 35 ALS I transports
 - 5 ALS II transport
 - 7 Treat no transport
- 745 transported miles
- \$91,432 billed services

QI/ QA:

- 100 % of runs audited
- Follow-up / Outcome reviews with personnel x 16
- Direct observation of EMS runs x2
- Peer Review of 5 significant runs PIA feedback development
 - Initial presentation of Peer Review PIA's completed 4/23, 4/24, 4/25
- Implementation of FoamFrat educational system
- Updated Handtevy application to 2024 protocols
- Instructed NSFA EMT school 2 days with Practical MCI
- Internship training with Paramedic Vardaman, Lauinger
 - EMS Chief Pass-off binder development
- Personnel attended 12-hour course 12 lead ECG interpretation, IU Trauma Symposium



WHITESTOWN FIRE DEPARTMENT

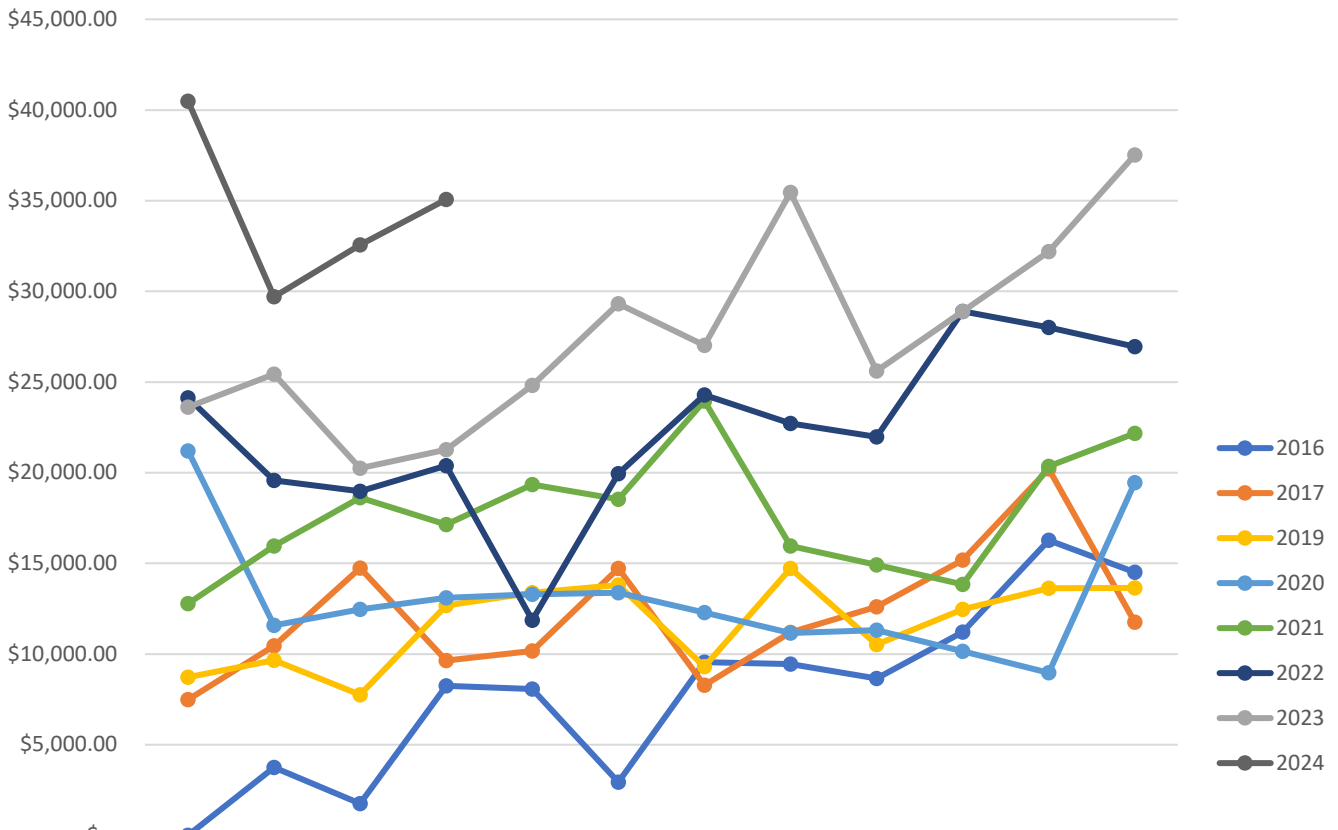


EMS Billing Report:

April MTD Revenue: \$ 35,071.68

YTD Revenue: \$ 137,824.11 / (2023 YTD: \$ 90573.18; 52.17%)

Monthly Transport Revenues



	January	February	March	April	May	June	July	August	September	October	November	December
2016	\$-	\$3,737	\$1,751	\$8,240	\$8,075	\$2,926	\$9,554	\$9,437	\$8,656	\$11,21	\$16,27	\$14,51
2017	\$7,479	\$10,45	\$14,74	\$9,647	\$10,16	\$14,72	\$8,277	\$11,18	\$12,60	\$15,18	\$20,20	\$11,76
2019	\$8,720	\$9,659	\$7,755	\$12,67	\$13,38	\$13,80	\$9,298	\$14,71	\$10,51	\$12,45	\$13,62	\$13,64
2020	\$21,20	\$11,58	\$12,46	\$13,10	\$13,29	\$13,37	\$12,29	\$11,15	\$11,30	\$10,15	\$8,962	\$19,44
2021	\$12,77	\$15,95	\$18,62	\$17,13	\$19,34	\$18,53	\$23,95	\$15,94	\$14,92	\$13,83	\$20,34	\$22,16
2022	\$24,12	\$19,57	\$18,97	\$20,38	\$11,86	\$19,94	\$24,27	\$22,72	\$21,98	\$28,89	\$28,01	\$26,95
2023	\$23,61	\$25,43	\$20,24	\$21,27	\$24,82	\$29,30	\$27,02	\$35,45	\$25,61	\$28,89	\$32,19	\$37,51
2024	\$40,49	\$29,69	\$32,55	\$35,07								

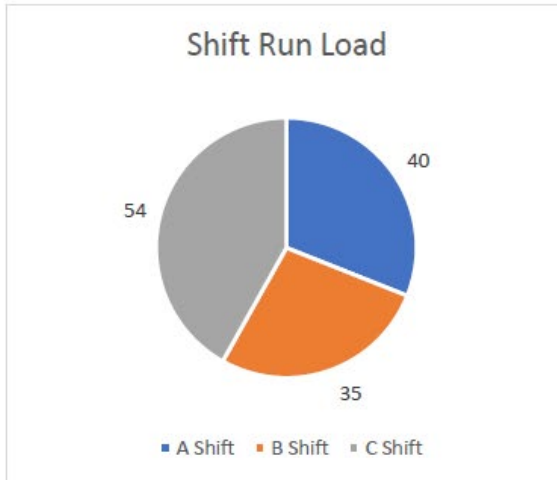


WHITESTOWN FIRE DEPARTMENT



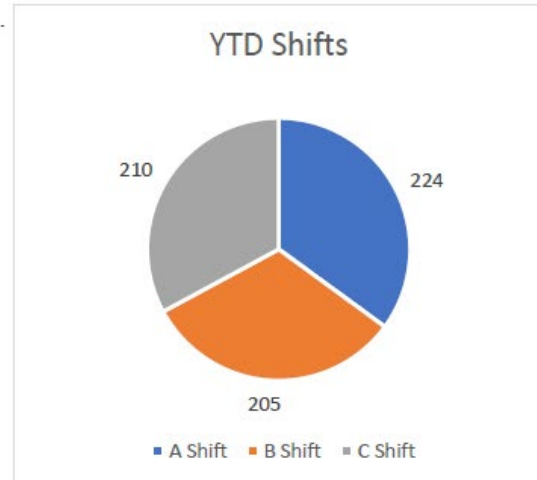
Fire Monthly

Total Calls 129

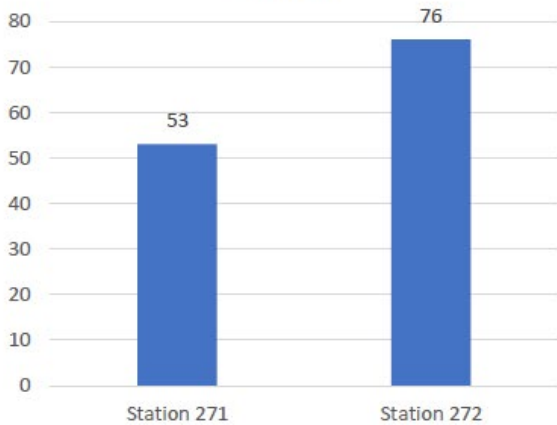


Fire Year To Date

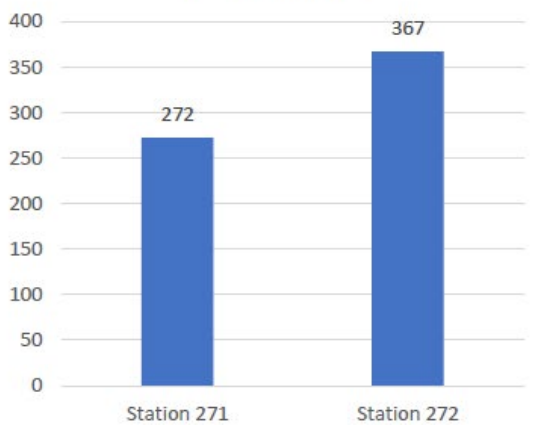
YTD Calls 639



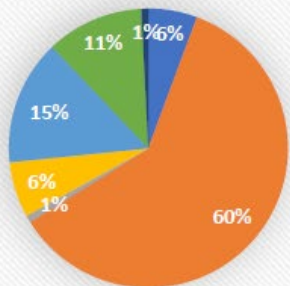
Station



YTD Station

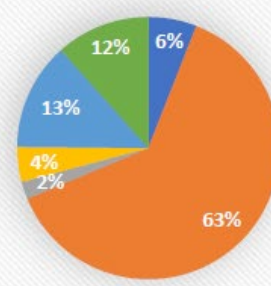


Monthly Call Type



- 100 - Fire
- 300 - EMS
- 400 - HAZMAT
- 500 - Service Call
- 600 - Series

YTD Call Type



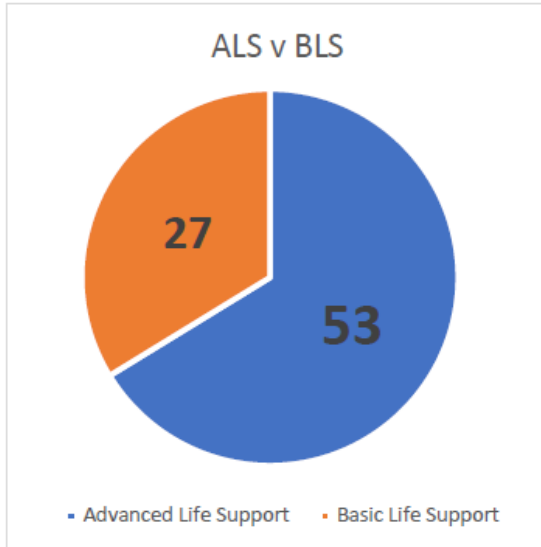
- 100 - Fire
- 300 - EMS
- 400 - HAZMAT
- 500 - Service Call
- 600 - Series
- 700 - False Alarm



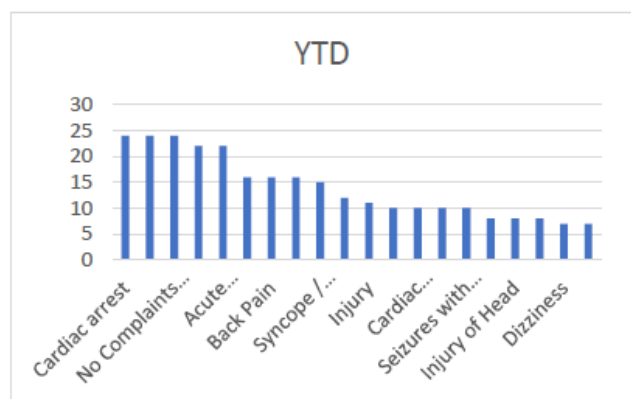
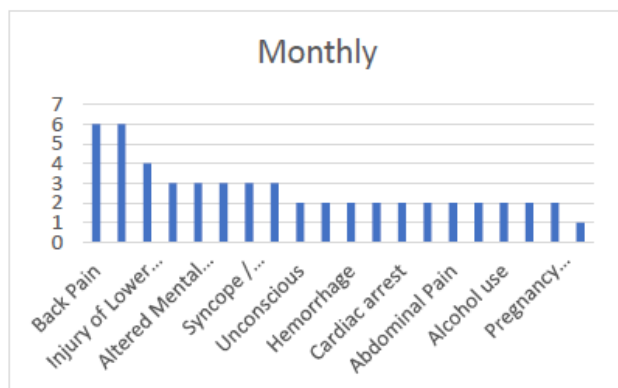
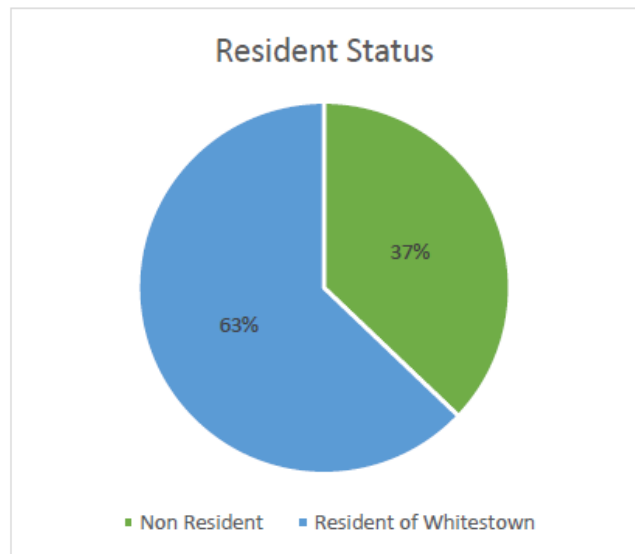
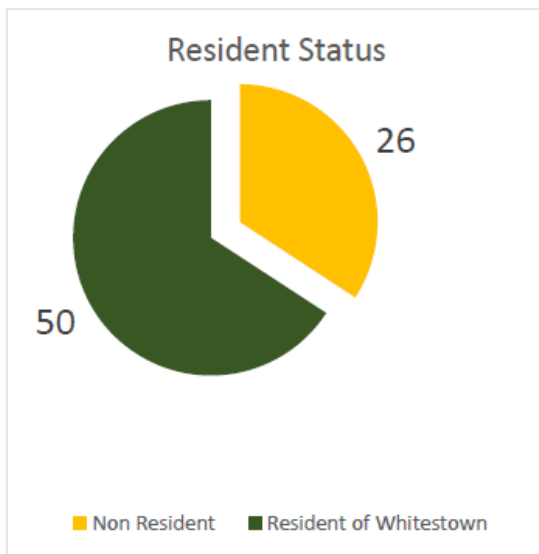
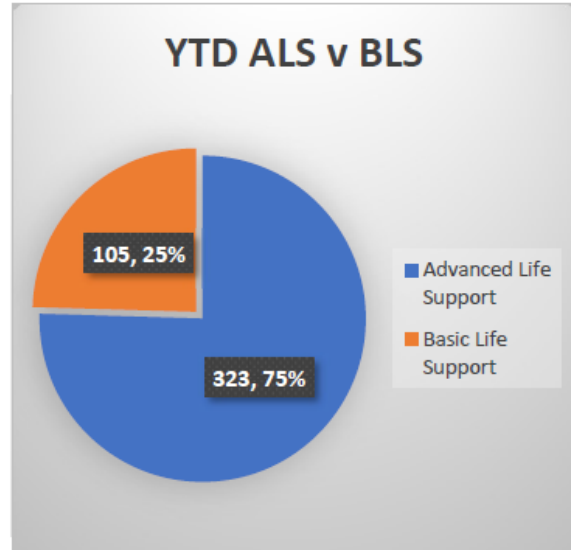
WHITESTOWN FIRE DEPARTMENT



EMS Previous Month



EMS Year To Date

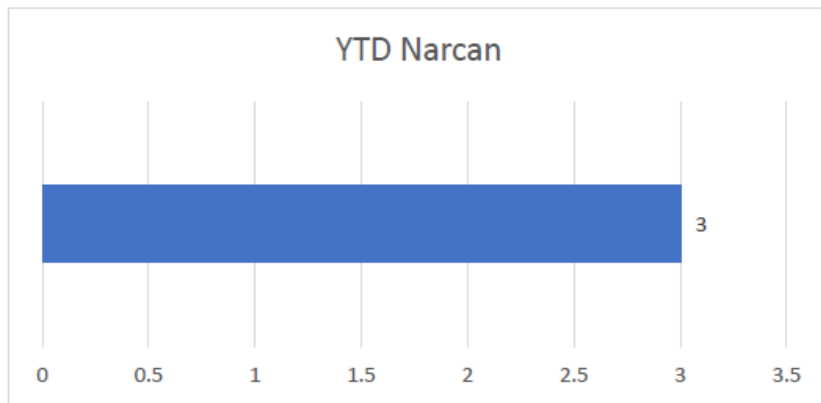




WHITESTOWN FIRE DEPARTMENT

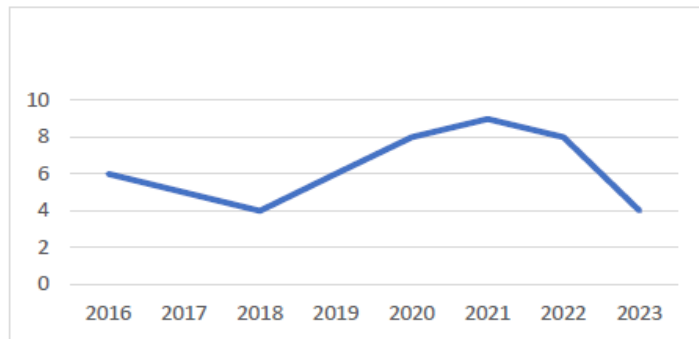


LFD	3
ZFD	18
Perry	5
Brownsburg	1
Center	0
<u>Township</u>	<u>2</u>



Annual Narcan Usage

2016	6
2017	5
2018	4
2019	6
2020	8
2021	9
2022	8
2023	4



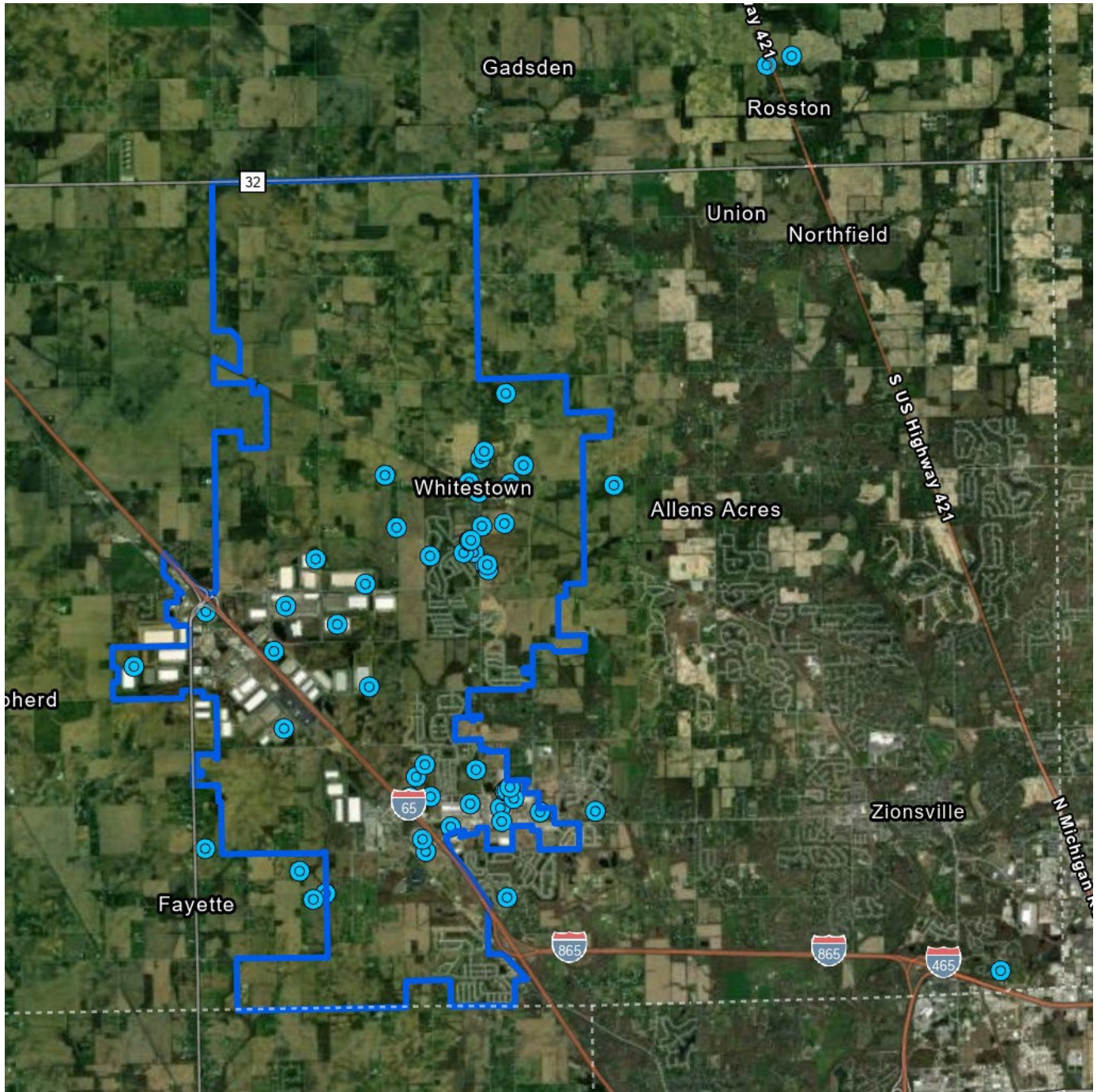
Run difference from 2023 / 155 Runs, 32% Increase



WHITESTOWN FIRE DEPARTMENT



EMS Incident Map

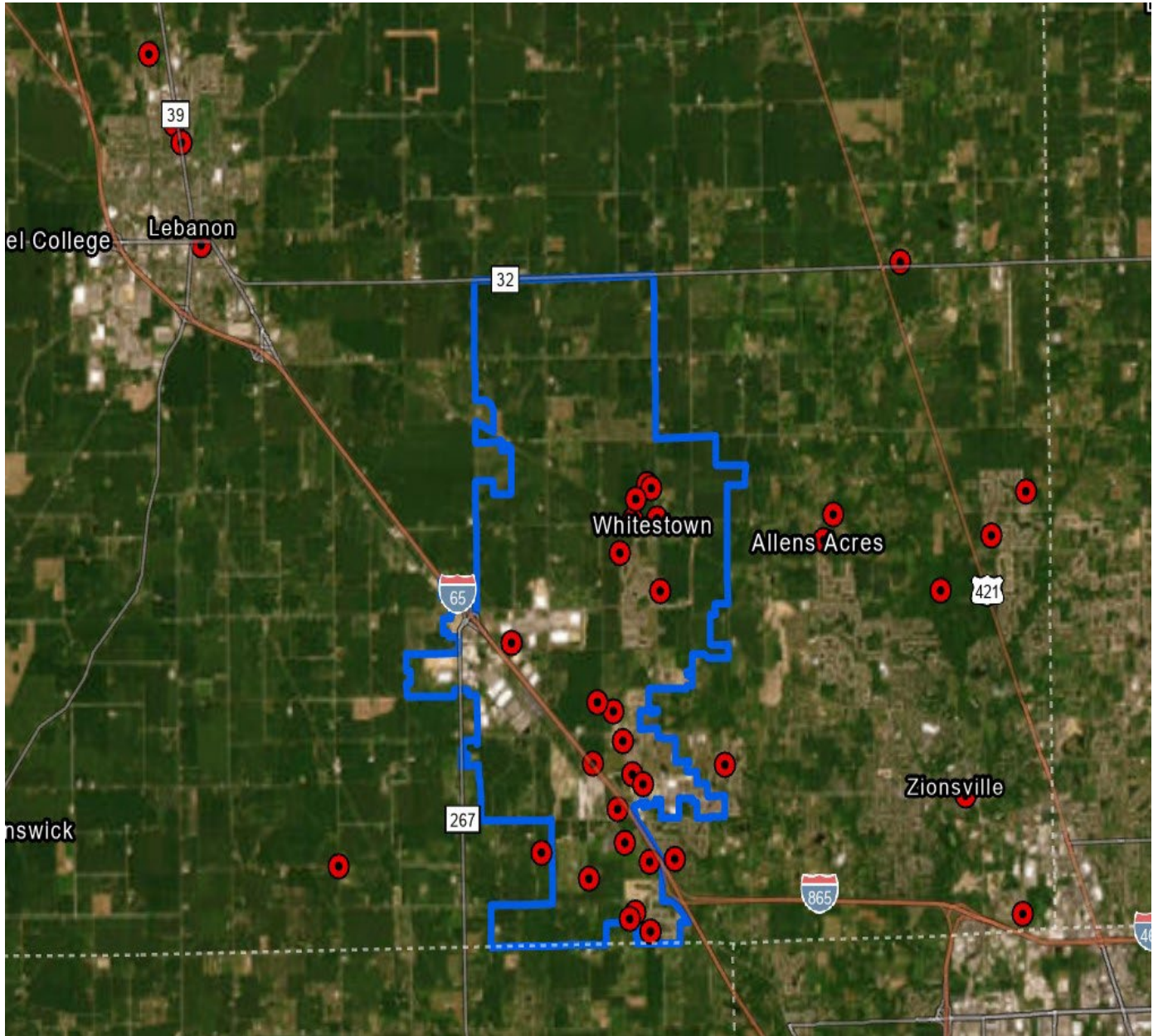




WHITESTOWN FIRE DEPARTMENT



Fire Incident Map

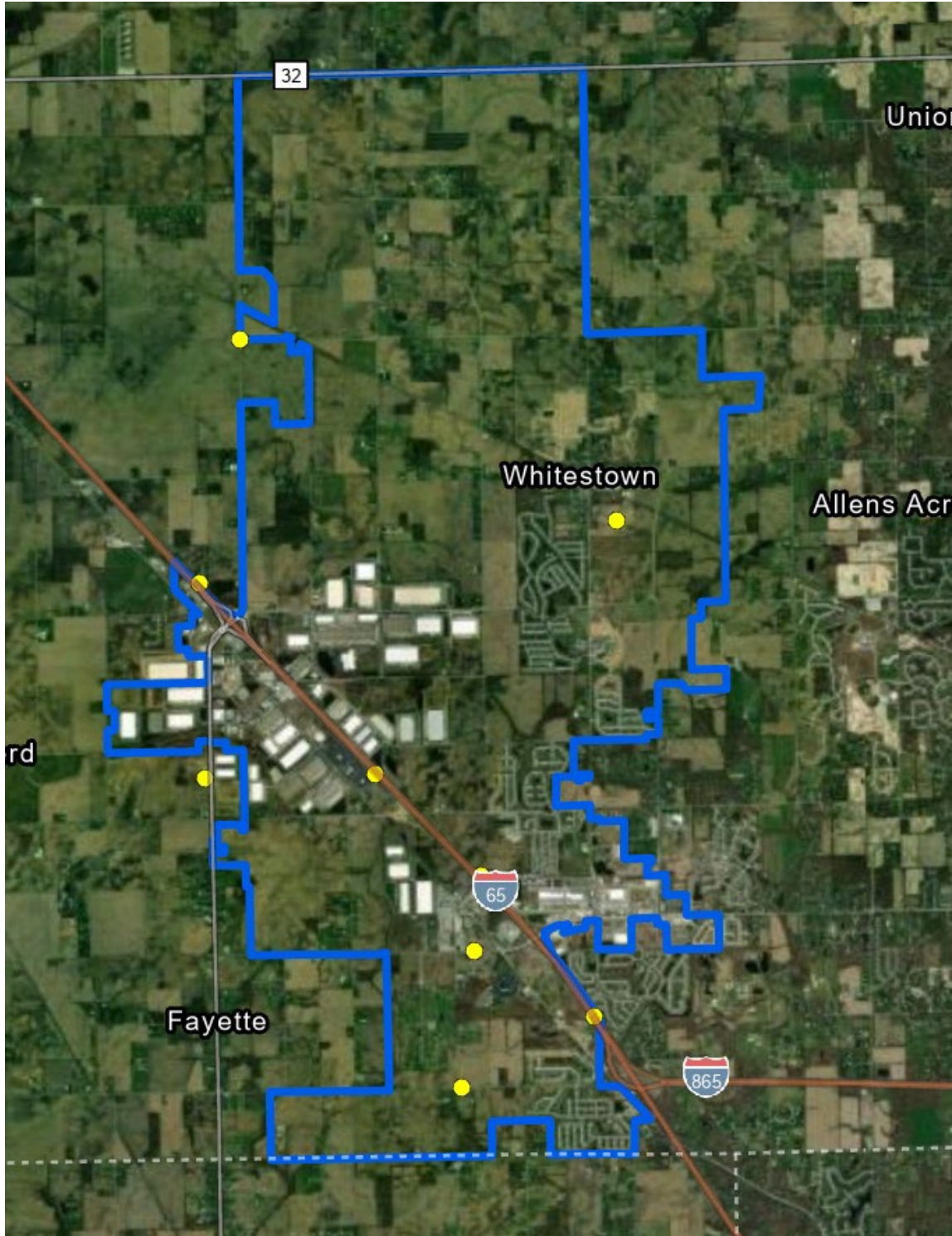




WHITESTOWN FIRE DEPARTMENT



Vehicle Collision Incident Map



Office: 317-732-4600 / 6800 South Indianapolis Road, Whitestown, Indiana, 46075



WHITESTOWN FIRE DEPARTMENT



YTD – Total Incidents Heat Map

