



WHITESTOWN FIRE DEPARTMENT



WFD Monthly Report – June Meeting 2024

Public Education / PR:

- Pub Ed event at Old Navy
- Attended Traders Point Academy Field Day

Additional:

- Apparatus preventative maintenance completed
- Annual employee physicals conducted

Inspection / Prevention:

	<u>2024</u>	<u>2024</u>	<u>2023</u>	<u>2023</u>
	<u>Month</u>	<u>YTD</u>	<u>Month</u>	<u>YTD</u>
Annual Inspections	50	251	43	239
Re-Inspections	10	31	11	27
New Bldg. Inspections	25	106	9	106
C of O Inspections	1	5	4	15
Plan Reviews	4	33	5	33
Alarm / Sprinkler Tests	3	11	4	16



WHITESTOWN FIRE DEPARTMENT



Fire Training:

Total Fire Training Hours: 1020

May training includes the elevator training held at the Fairfield Inn in Whitestown. This training is invaluable as we have been called out for elevator rescues more often this year than we have in the past. The crews now have a solid understanding of the elevator operating systems and how to properly use them to rescue trapped occupants.

The newest member of the department, Sam Sodrel, has completed over 170 hours of lecture and skills in the Northside Fire Academy this month. The academy has completed week 11 of the 18 weeks. Sam is maintaining his grades above a 90 percent throughout the class. Sam is a top performer in the academy and has shown leadership skills elevating others around him.

The recruits have completed 40 hours of live fire training, with Chief Shell and Chief Owens assisting. The recruits were subjected to live fire conditions in a controlled environment. This type of training has added a new level of difficulty to the recruits as they learn new skills. With 7 weeks left of the academy the recruits will be subjected to more live fire conditions adding new skills each week.

EMS Billing Report:

May MTD Revenue: \$ 34,868.98

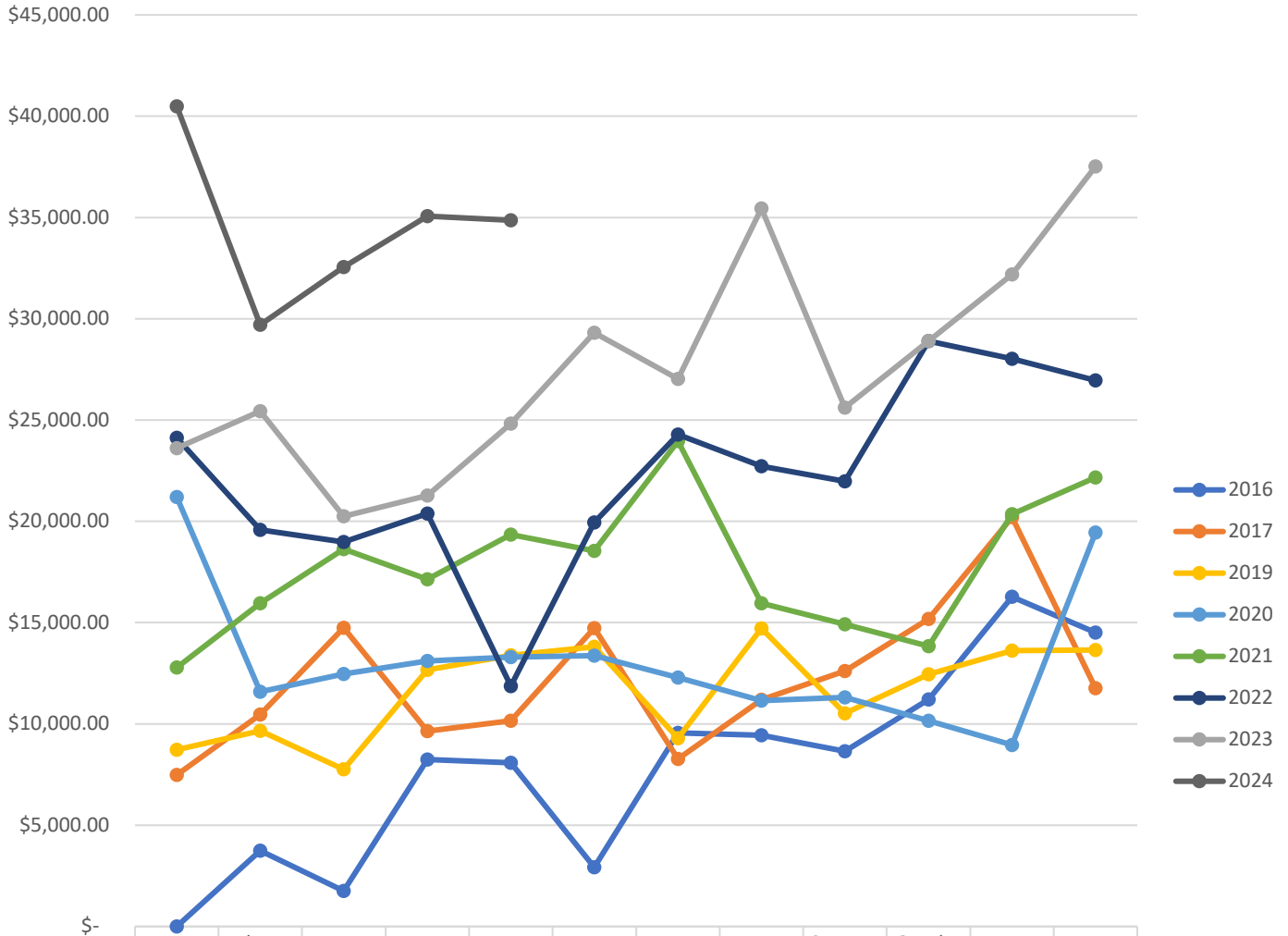
YTD Revenue: \$ 172,693.09 / (2023 YTD: \$ 115,396.74; 52.17%)



WHITESTOWN FIRE DEPARTMENT



Monthly Transport Revenues



	January	February	March	April	May	June	July	August	September	October	November	December
2016	\$-	\$3,737	\$1,751	\$8,240	\$8,075	\$2,926	\$9,554	\$9,437	\$8,656	\$11,21	\$16,27	\$14,51
2017	\$7,479	\$10,45	\$14,74	\$9,647	\$10,16	\$14,72	\$8,277	\$11,18	\$12,60	\$15,18	\$20,20	\$11,76
2019	\$8,720	\$9,659	\$7,755	\$12,67	\$13,38	\$13,80	\$9,298	\$14,71	\$10,51	\$12,45	\$13,62	\$13,64
2020	\$21,20	\$11,58	\$12,46	\$13,10	\$13,29	\$13,37	\$12,29	\$11,15	\$11,30	\$10,15	\$8,962	\$19,44
2021	\$12,77	\$15,95	\$18,62	\$17,13	\$19,34	\$18,53	\$23,95	\$15,94	\$14,92	\$13,83	\$20,34	\$22,16
2022	\$24,12	\$19,57	\$18,97	\$20,38	\$11,86	\$19,94	\$24,27	\$22,72	\$21,98	\$28,89	\$28,01	\$26,95
2023	\$23,61	\$25,43	\$20,24	\$21,27	\$24,82	\$29,30	\$27,02	\$35,45	\$25,61	\$28,89	\$32,19	\$37,51
2024	\$40,49	\$29,69	\$32,55	\$35,07	\$34,86							



WHITESTOWN FIRE DEPARTMENT

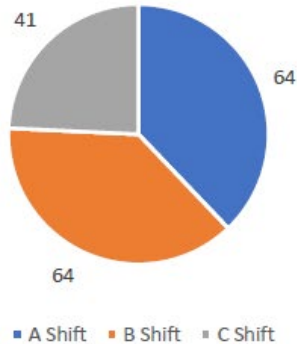


Fire Monthly

Total Calls

169

Shift Run Load

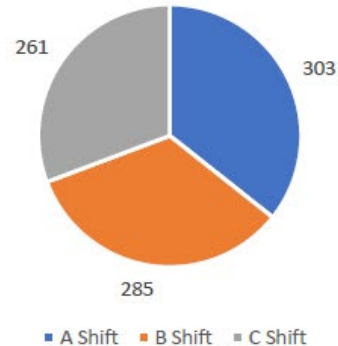


Fire Year To Date

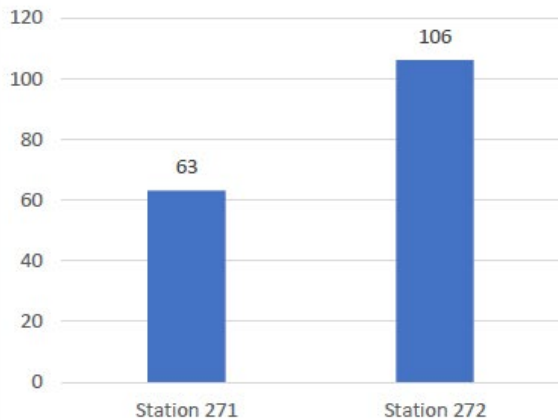
YTD Calls

849

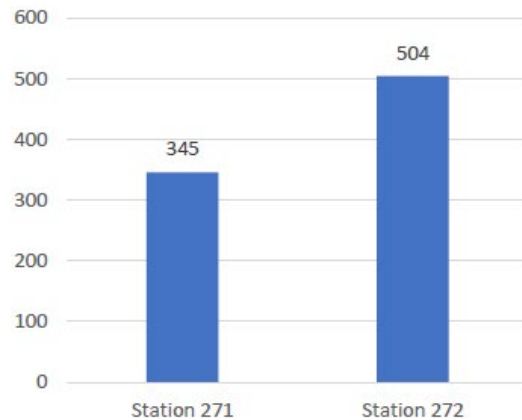
YTD Shifts



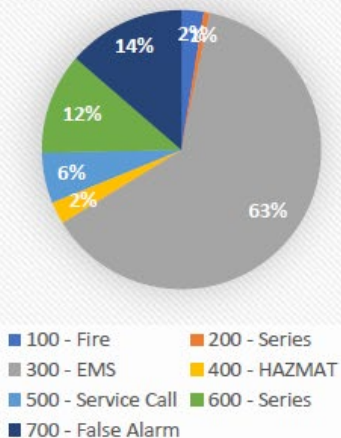
Station



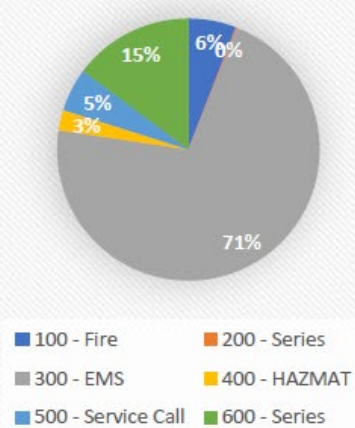
YTD Station



Monthly Call Type



YTD Call Type

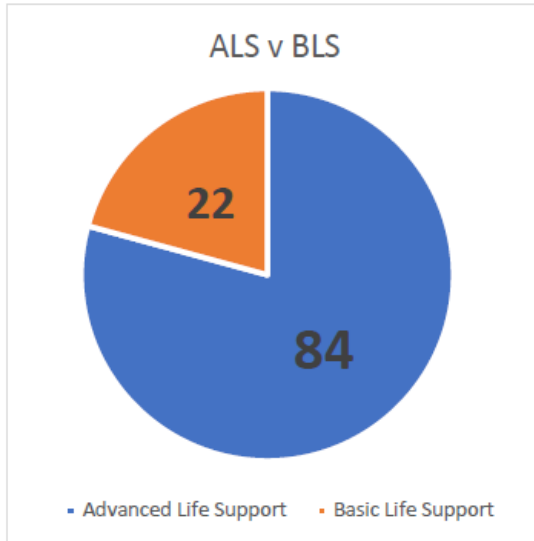




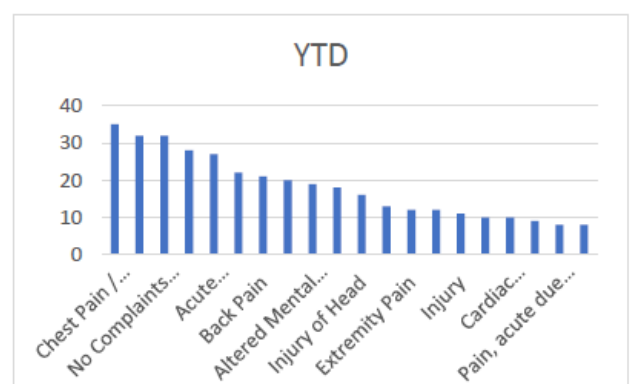
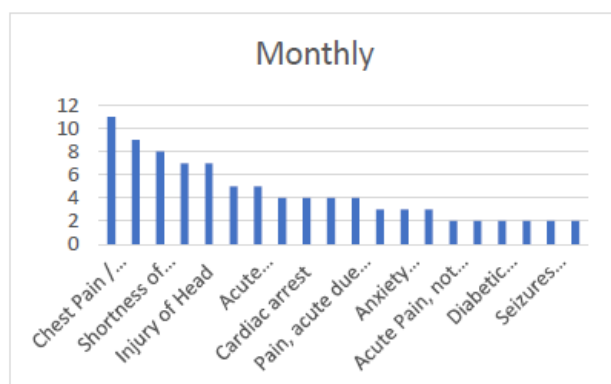
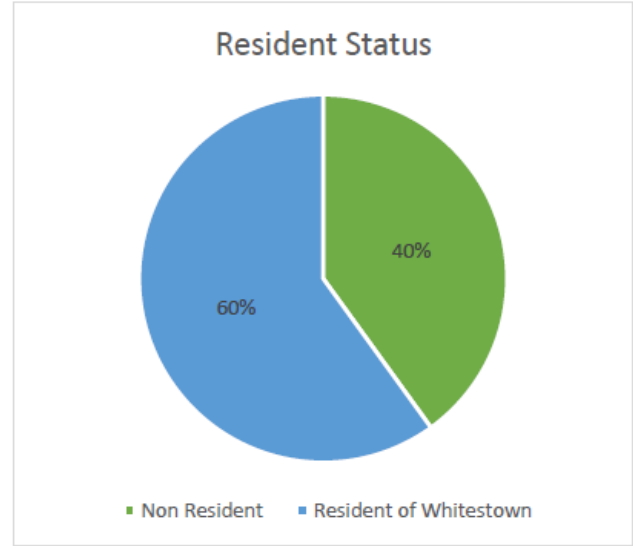
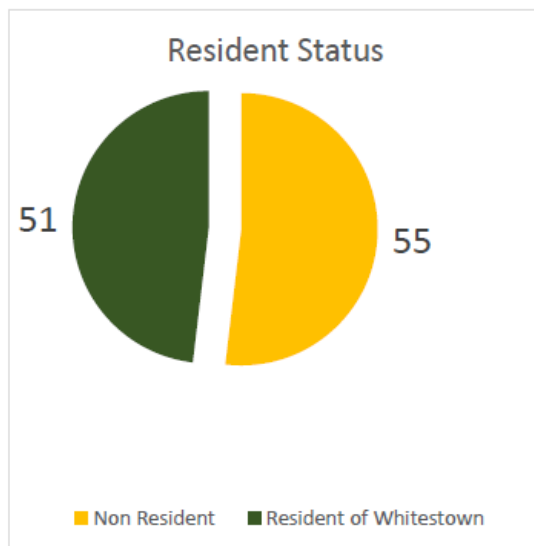
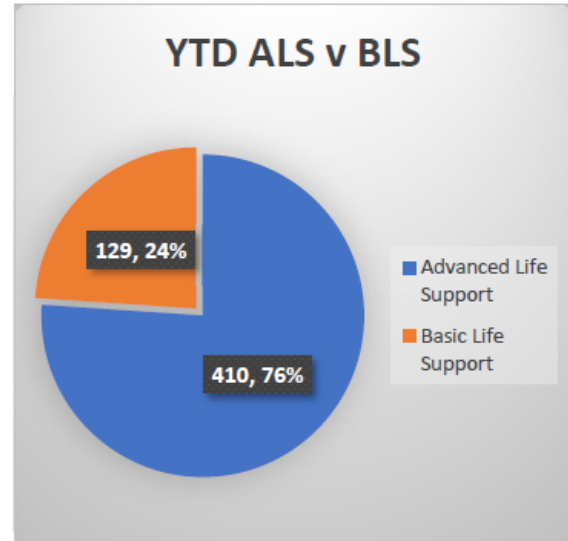
WHITESTOWN FIRE DEPARTMENT



EMS Previous Month



EMS Year To Date

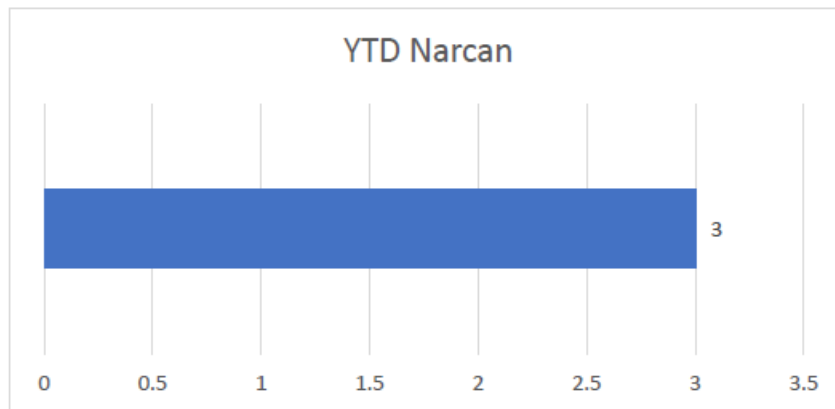




WHITESTOWN FIRE DEPARTMENT

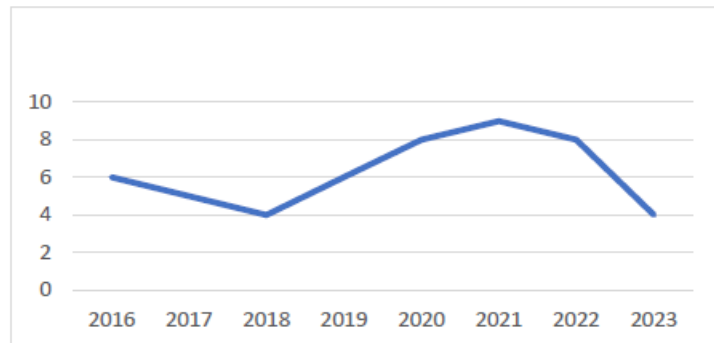


LFD	6
ZFD	17
Perry	3
Brownsburg	1
Center	1
Pittsboro	1
<u>Township</u>	<u>1</u>



Annual Narcan Usage

2016	6
2017	5
2018	4
2019	6
2020	8
2021	9
2022	8
2023	4



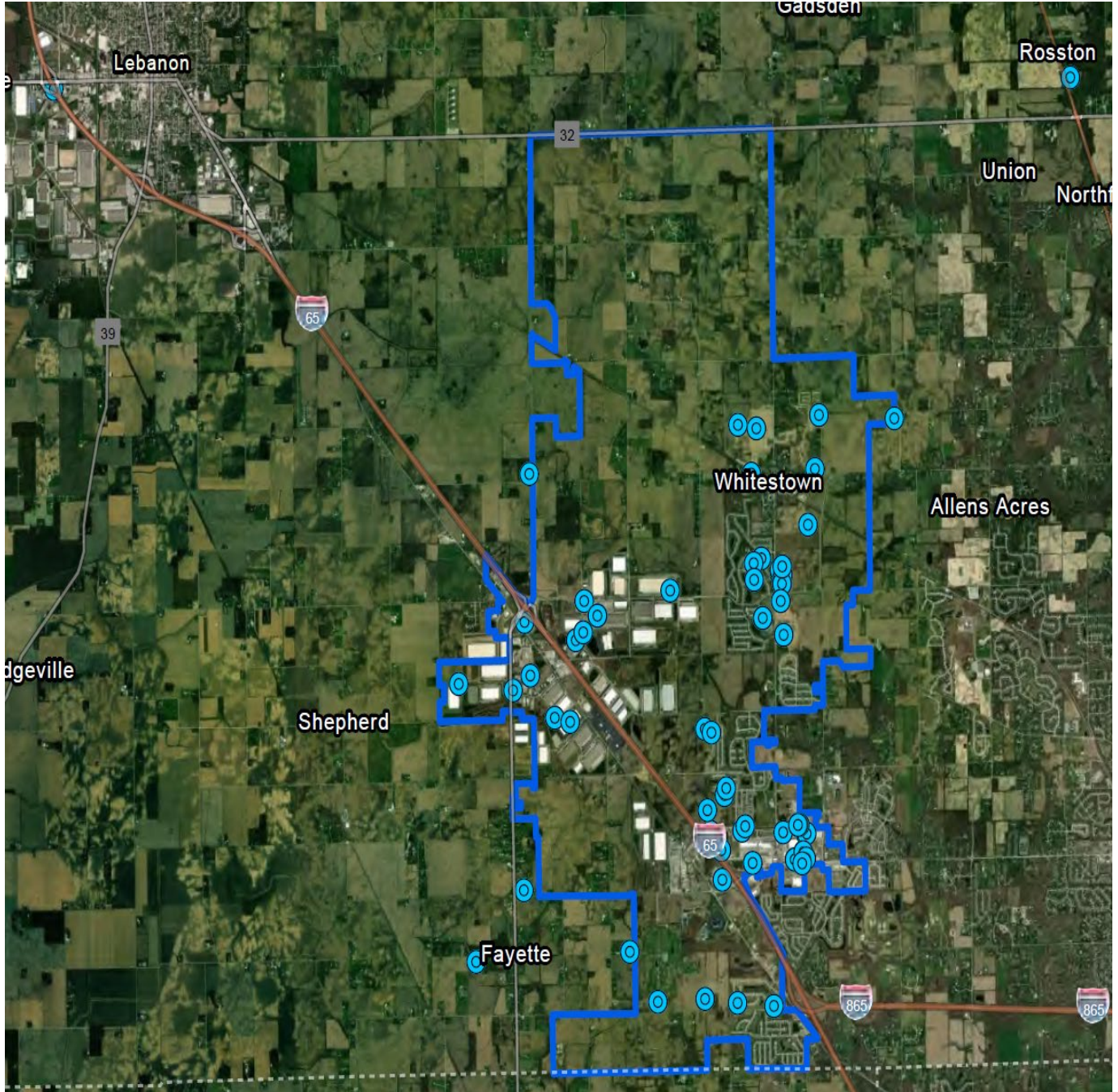
Run difference from 2023 / 231 Runs, 37% Increase



WHITESTOWN FIRE DEPARTMENT



EMS Incident Map

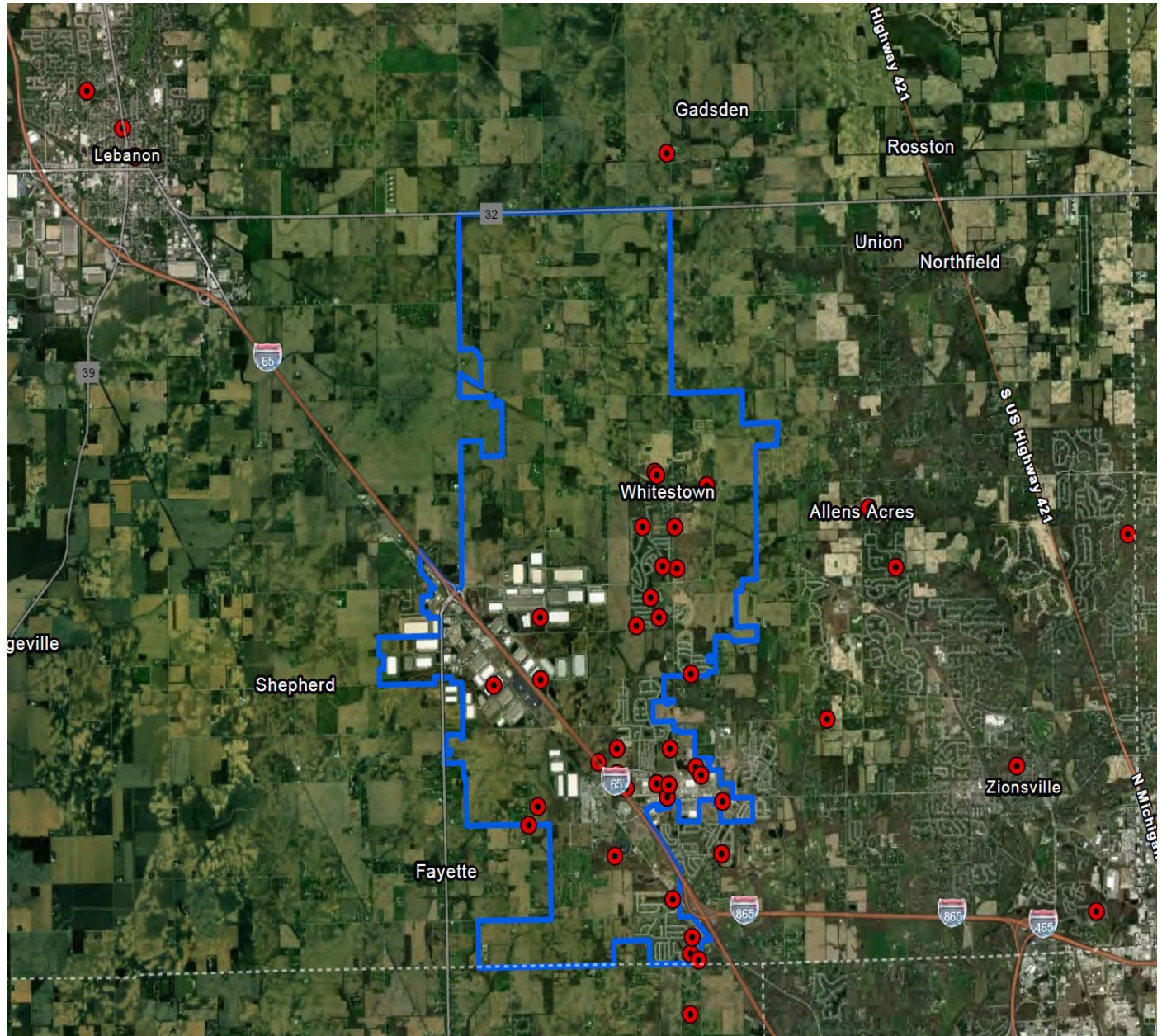




WHITESTOWN FIRE DEPARTMENT



Fire Incident Map

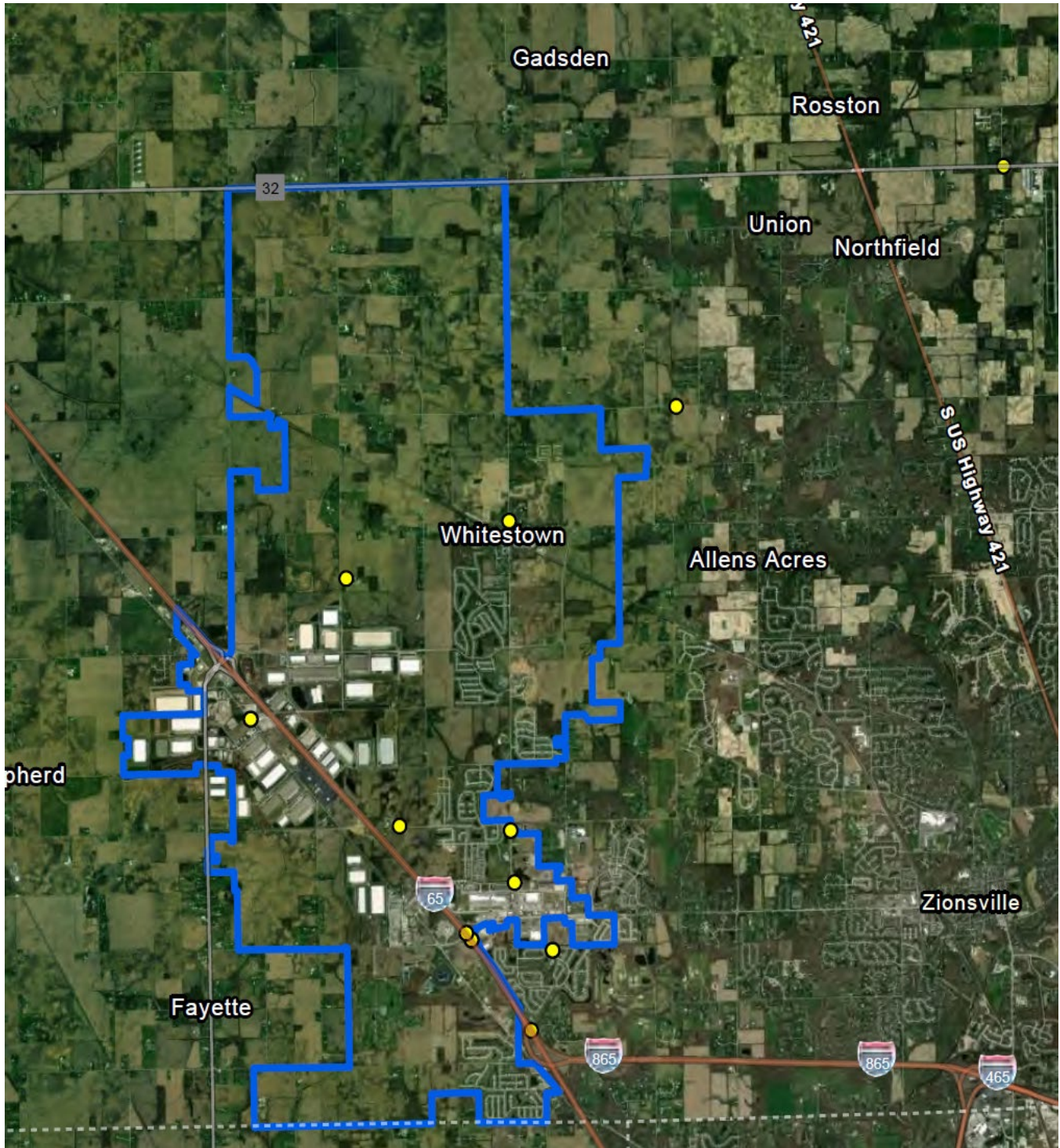




WHITESTOWN FIRE DEPARTMENT



Vehicle Collision Incident Map





WHITESTOWN FIRE DEPARTMENT



YTD – Total Incidents Heat Map

