



WHITESTOWN FIRE DEPARTMENT



WFD Monthly Report – July Meeting 2024

Public Education / PR:

- Attended Summer Concert Series with Fire/EMS standby
- Inclement weather safety talk at Glass Water Creek facility
- Pub Ed event at Restoracy for their annual summer family party

Additional:

- Meeting with Little League to prepare for tournaments in July and August
- Crews assisted North Side Fire Academy on multiple occasions to assist with fire training
- Meeting with Bridle Creek Homes to meet staff and discuss layout of developments and residences

Inspection / Prevention:

	<u>2024</u>	<u>2024</u>	<u>2023</u>	<u>2023</u>
	<u>Month</u>	<u>YTD</u>	<u>Month</u>	<u>YTD</u>
Annual Inspections		251		239
Re-Inspections		31		27
New Bldg. Inspections		106		106
C of O Inspections		5		15
Plan Reviews		33		33
Alarm / Sprinkler Tests		11		16



WHITESTOWN FIRE DEPARTMENT



Fire Training:

Total Fire Training Hours: 1100

In the month of June, we have logged 1100 hours of training. We are fortunate enough to have two houses, that are set to be demolished, given to us for training. Inside these houses all crews completed MAYDAY training. This training is needed to ensure we can save one of our own in the event we have an emergency on the fire ground. Completing this training inside of a house makes it as realistic as possible and as challenging as it would be in real life. After completing this training, the crews have been given permission to do any training they want with these homes. Crews have spent the last 4 shifts of the month training at this location and have plans to continue until the houses are demolished.

In the Northside Fire Academy our recruit is coming in to his own. He is a top finisher in the class. His performance has been nothing short of amazing. He has successfully passed his class final, Vehicle Rescuer Operations State test, and Firefighter 1 and 2 state tests. The class now has 3 weeks left and will be focused on putting together all the skills learned throughout this academy. The next 2 weeks will be live fire scenarios to help solidify the skills needed to be successful.

Graduation is set for July 19th at 1800 hours. The event will be held in the auditorium of Westfield High School located at 18250 N Union St. Westfield IN 46074.

EMS Billing Report:

June MTD Revenue: \$ 33,479.66

YTD Revenue: \$ 206,172.75 / (2023 YTD: \$ 144,704.90; 42.48%)



WHITESTOWN FIRE DEPARTMENT



Monthly EMS Report

June 2024

EMS Training:

• EMS education BLS	43
• Foamfrat ALS	67
• Pharmacology	68
• Pediatric megacodes	46
• Audit and Review - ASV	16
• Independent Study company level	<u>167</u>
	407

EMS runs:

- 78 patient contacts
- 70 transports
 - 24 BLS transports
 - 48 ALS I transports
 - 1 ALS II transport
 - 3 Treat no transport
- 764 transported miles
- \$101,976 billed services

QI/ QA:

- 100 % of runs audited
- Follow-up / Outcome reviews with personnel x 3
- Direct observation of EMS runs x 2

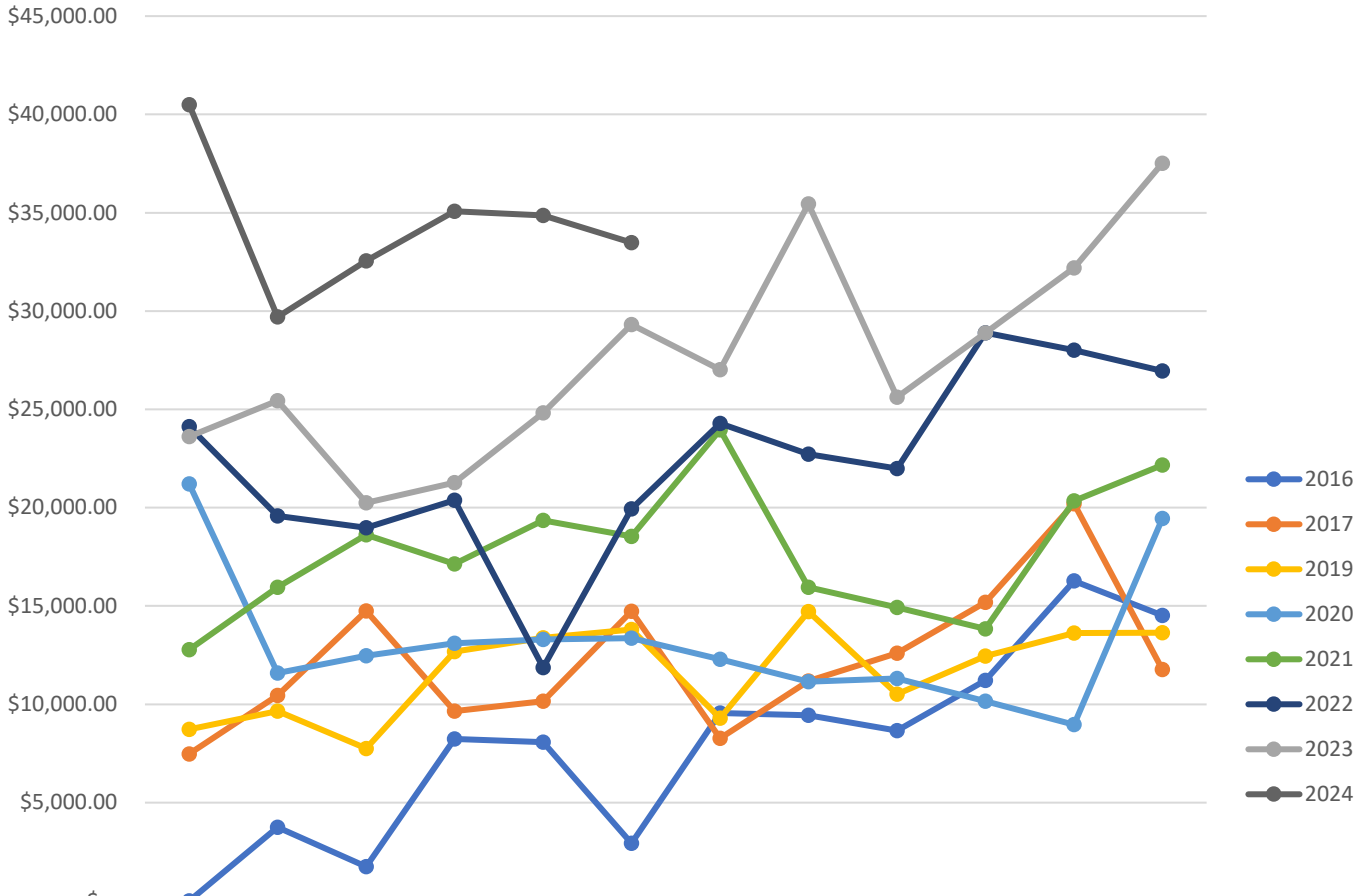
- 3 Internship sessions with Paramedic Vardaman, Click
- Performance investigation, interviews
- Attended Emergency Medical Service Symposium ASV Wilkey, McGinley
- Handtevy instructor status obtained by Vardaman
- EMS Chief Pass off folder / reference / - one on one with Cunningham



WHITESTOWN FIRE DEPARTMENT



Monthly Transport Revenues



	January	February	March	April	May	June	July	August	September	October	November	December
2016	\$-	\$3,737	\$1,751	\$8,240	\$8,075	\$2,926	\$9,554	\$9,437	\$8,656	\$11,21	\$16,27	\$14,51
2017	\$7,479	\$10,45	\$14,74	\$9,647	\$10,16	\$14,72	\$8,277	\$11,18	\$12,60	\$15,18	\$20,20	\$11,76
2019	\$8,720	\$9,659	\$7,755	\$12,67	\$13,38	\$13,80	\$9,298	\$14,71	\$10,51	\$12,45	\$13,62	\$13,64
2020	\$21,20	\$11,58	\$12,46	\$13,10	\$13,29	\$13,37	\$12,29	\$11,15	\$11,30	\$10,15	\$8,962	\$19,44
2021	\$12,77	\$15,95	\$18,62	\$17,13	\$19,34	\$18,53	\$23,95	\$15,94	\$14,92	\$13,83	\$20,34	\$22,16
2022	\$24,12	\$19,57	\$18,97	\$20,38	\$11,86	\$19,94	\$24,27	\$22,72	\$21,98	\$28,89	\$28,01	\$26,95
2023	\$23,61	\$25,43	\$20,24	\$21,27	\$24,82	\$29,30	\$27,02	\$35,45	\$25,61	\$28,89	\$32,19	\$37,51
2024	\$40,49	\$29,69	\$32,55	\$35,07	\$34,86	\$33,47						



WHITESTOWN FIRE DEPARTMENT

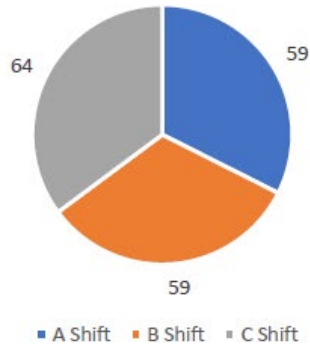


Fire Monthly

Total Calls

182

Shift Run Load

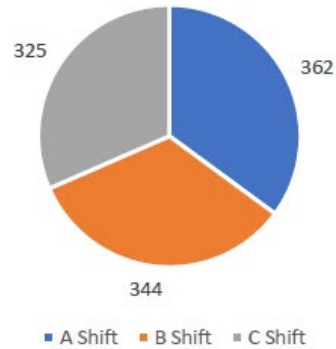


Fire Year To Date

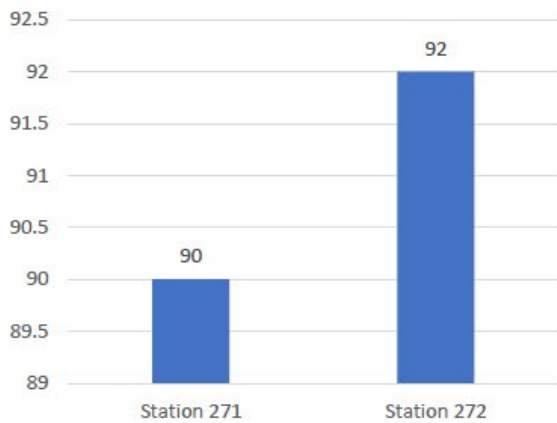
YTD Calls

1031

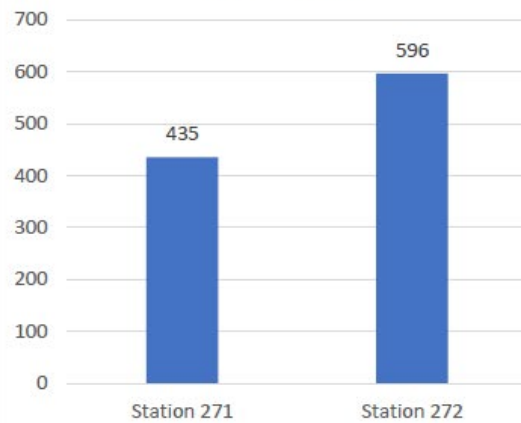
YTD Shifts



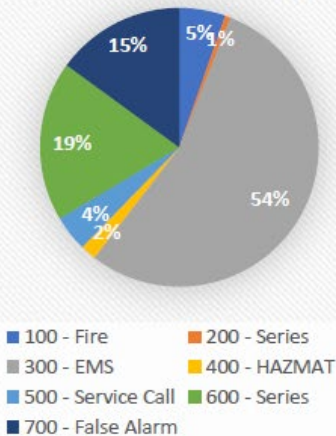
Station



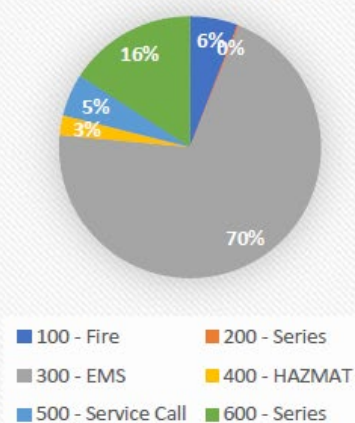
YTD Station



Monthly Call Type



YTD Call Type

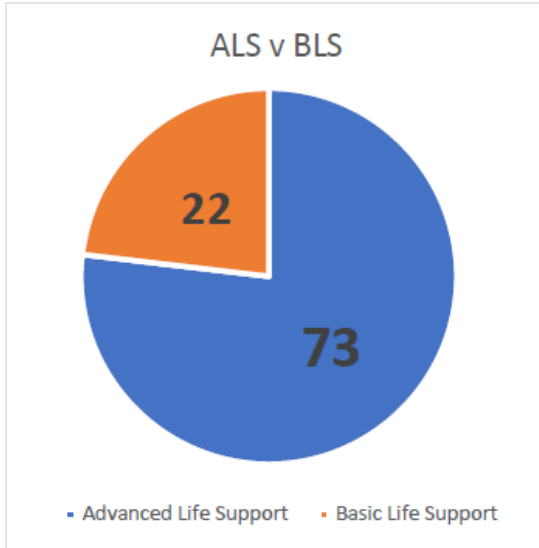




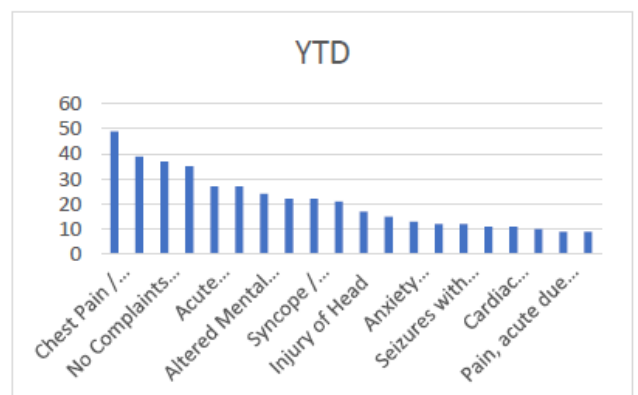
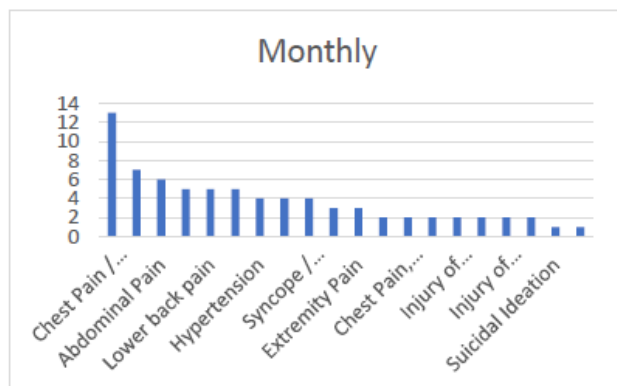
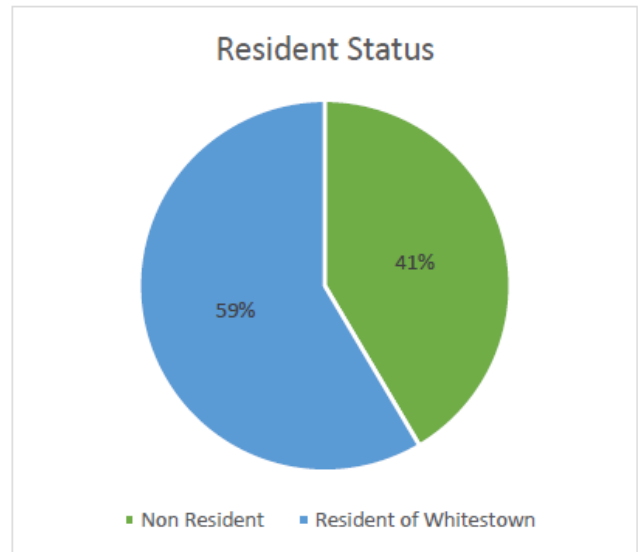
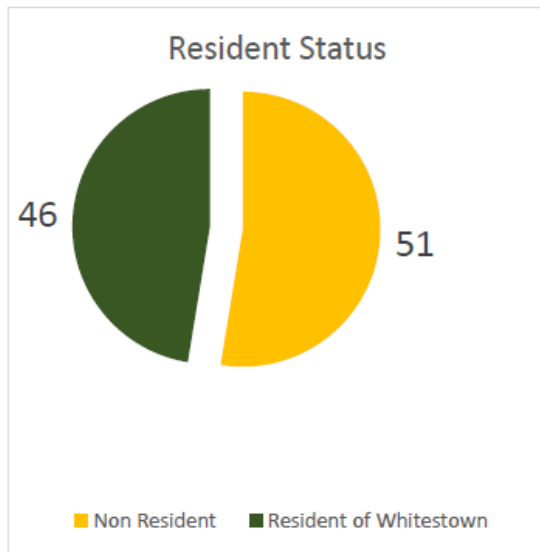
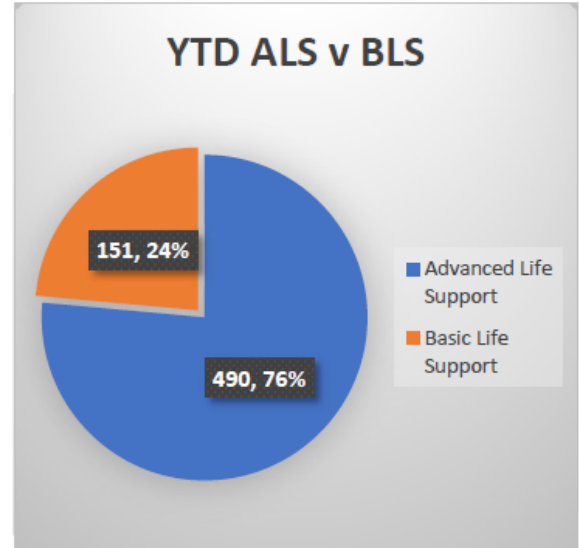
WHITESTOWN FIRE DEPARTMENT



EMS Previous Month



EMS Year To Date

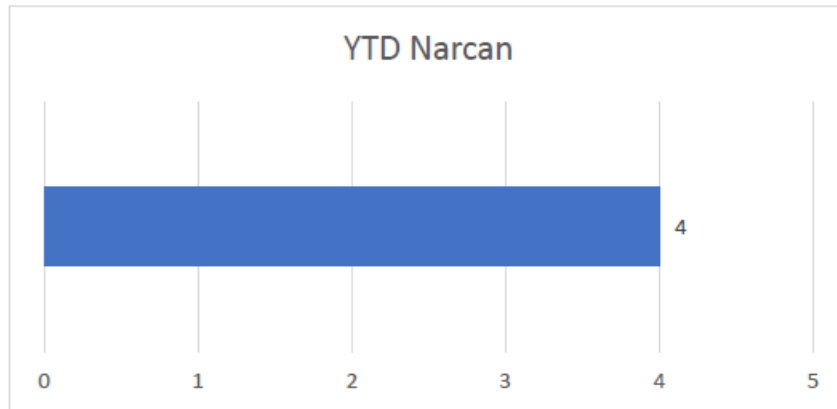




WHITESTOWN FIRE DEPARTMENT

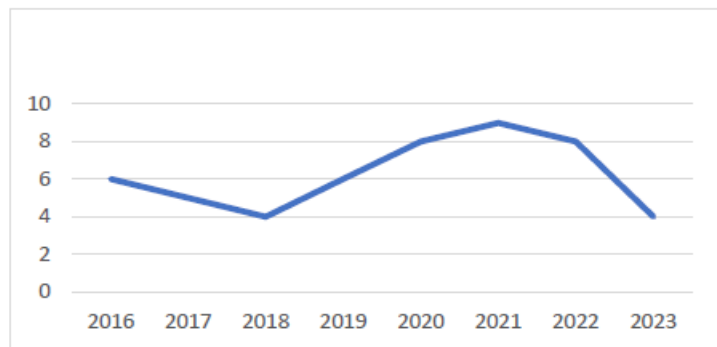


LFD	8
ZFD	17
Perry	2
Brownsburg	0
Center	2
Pittsboro	0
<u>Township</u>	<u>5</u>



Annual Narcan Usage

2016	6
2017	5
2018	4
2019	6
2020	8
2021	9
2022	8
2023	4



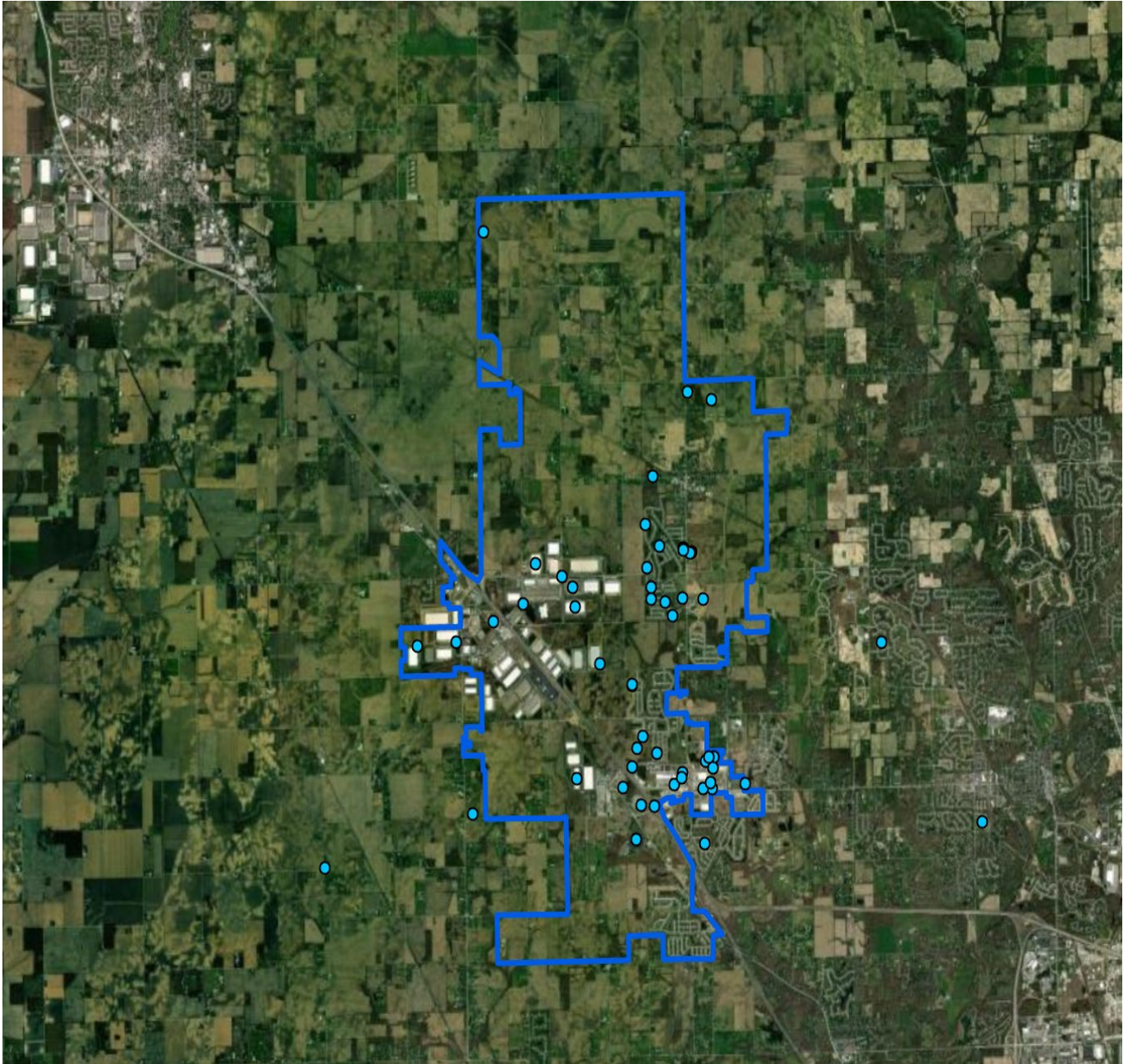
Run difference from 2023 / 270 Runs, 35% Increase



WHITESTOWN FIRE DEPARTMENT



EMS Incident Map

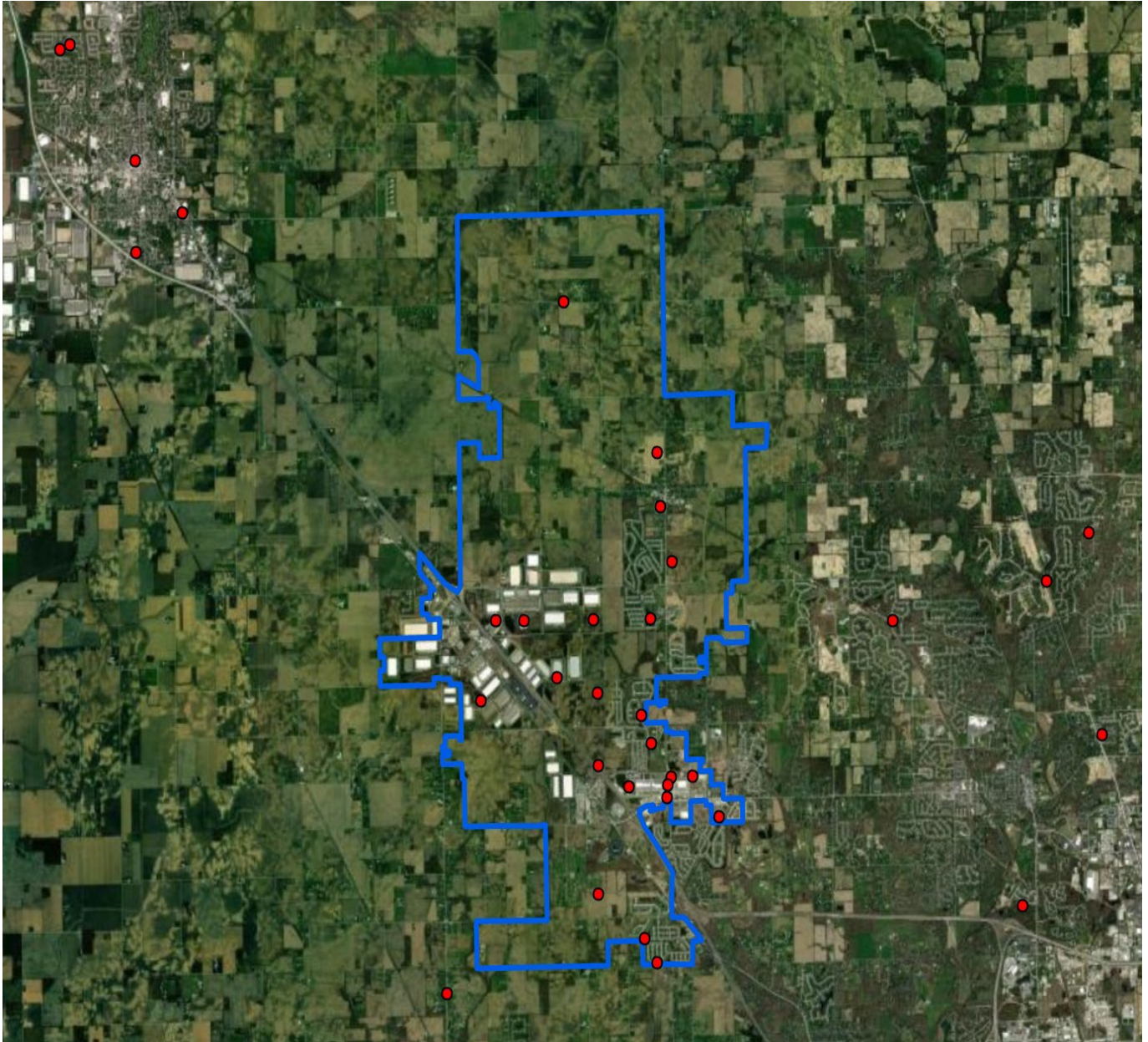




WHITESTOWN FIRE DEPARTMENT



Fire Incident Map

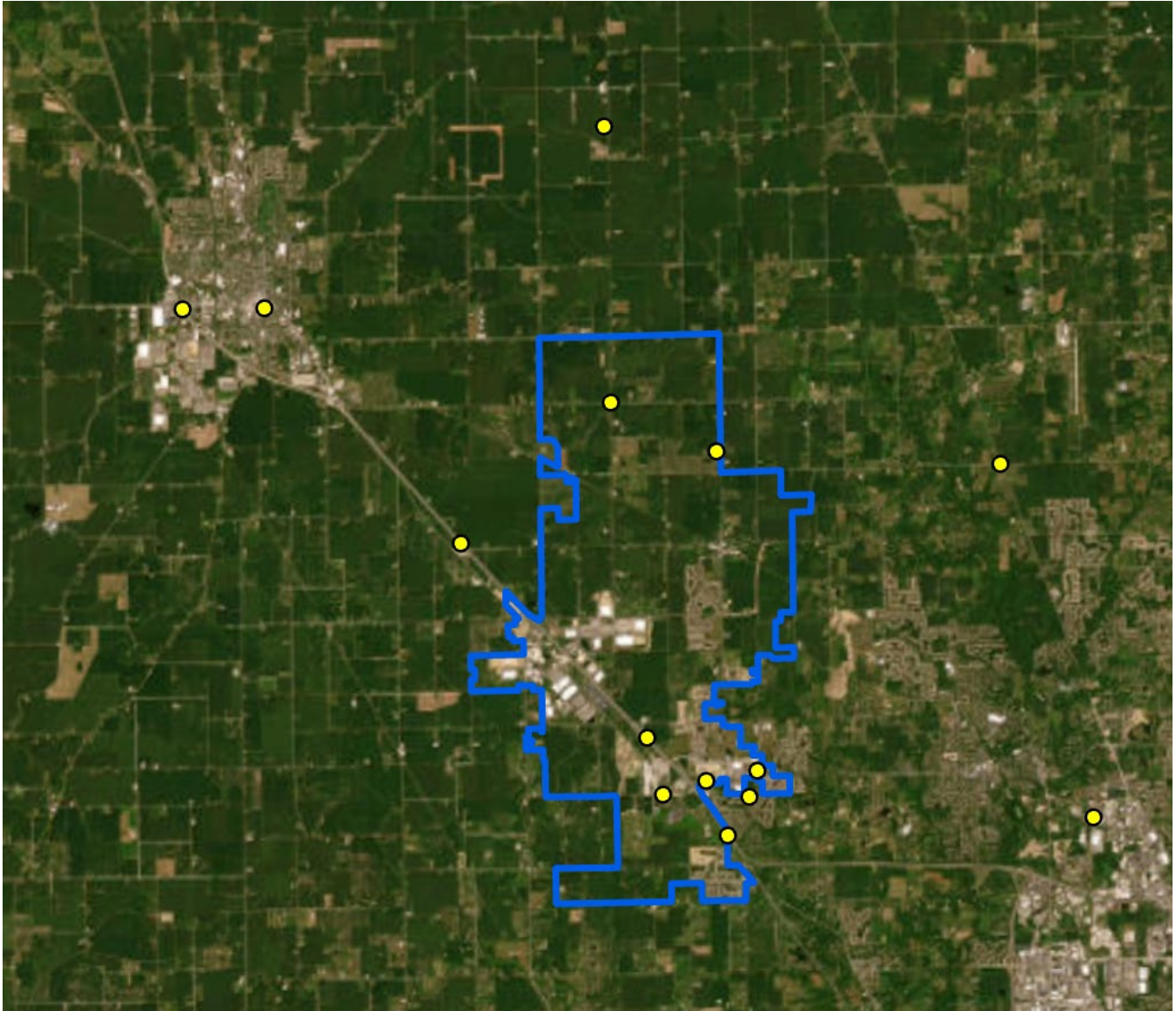




WHITESTOWN FIRE DEPARTMENT



Vehicle Collision Incident Map

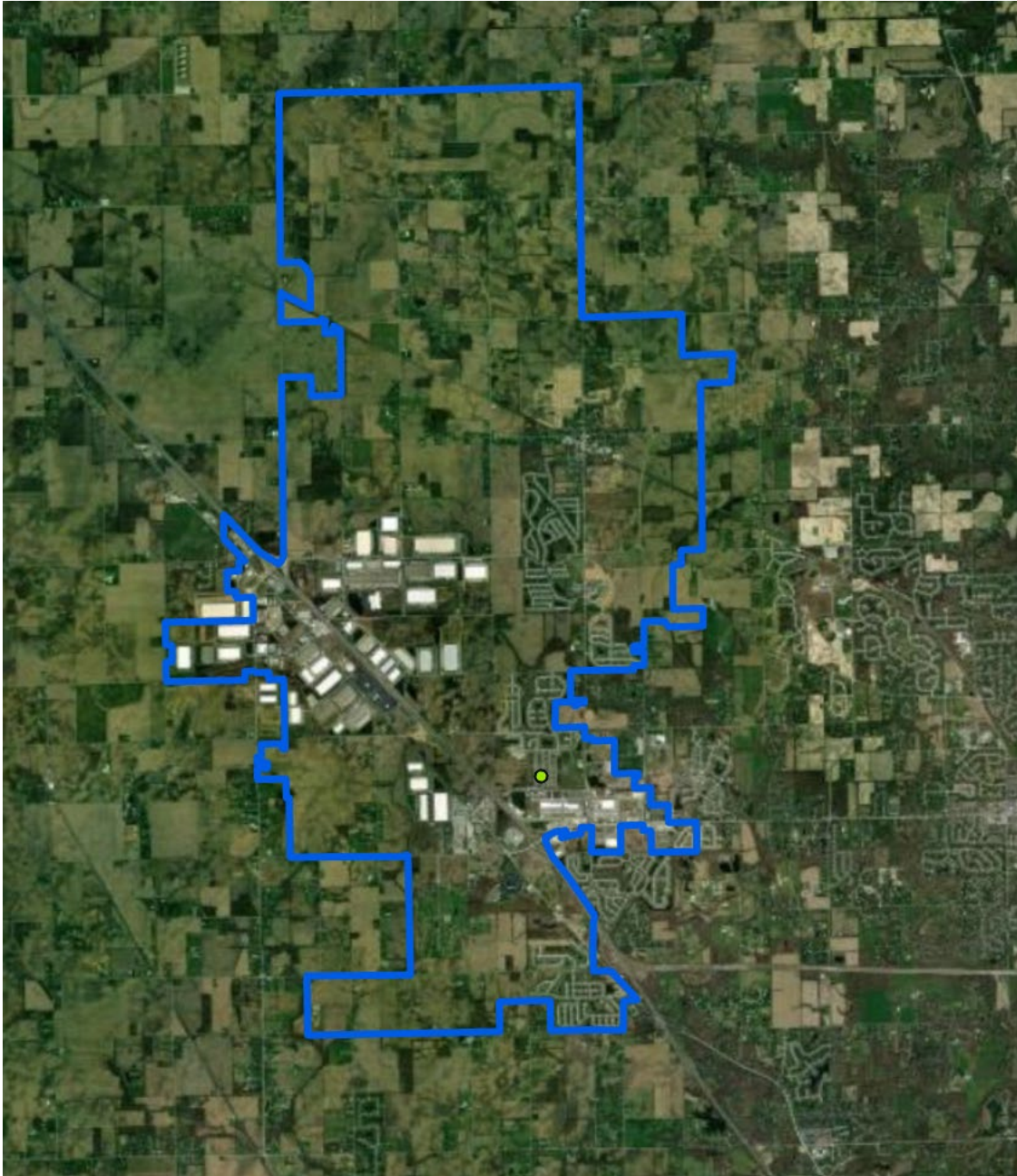




WHITESTOWN FIRE DEPARTMENT



Public Assist Incident Map

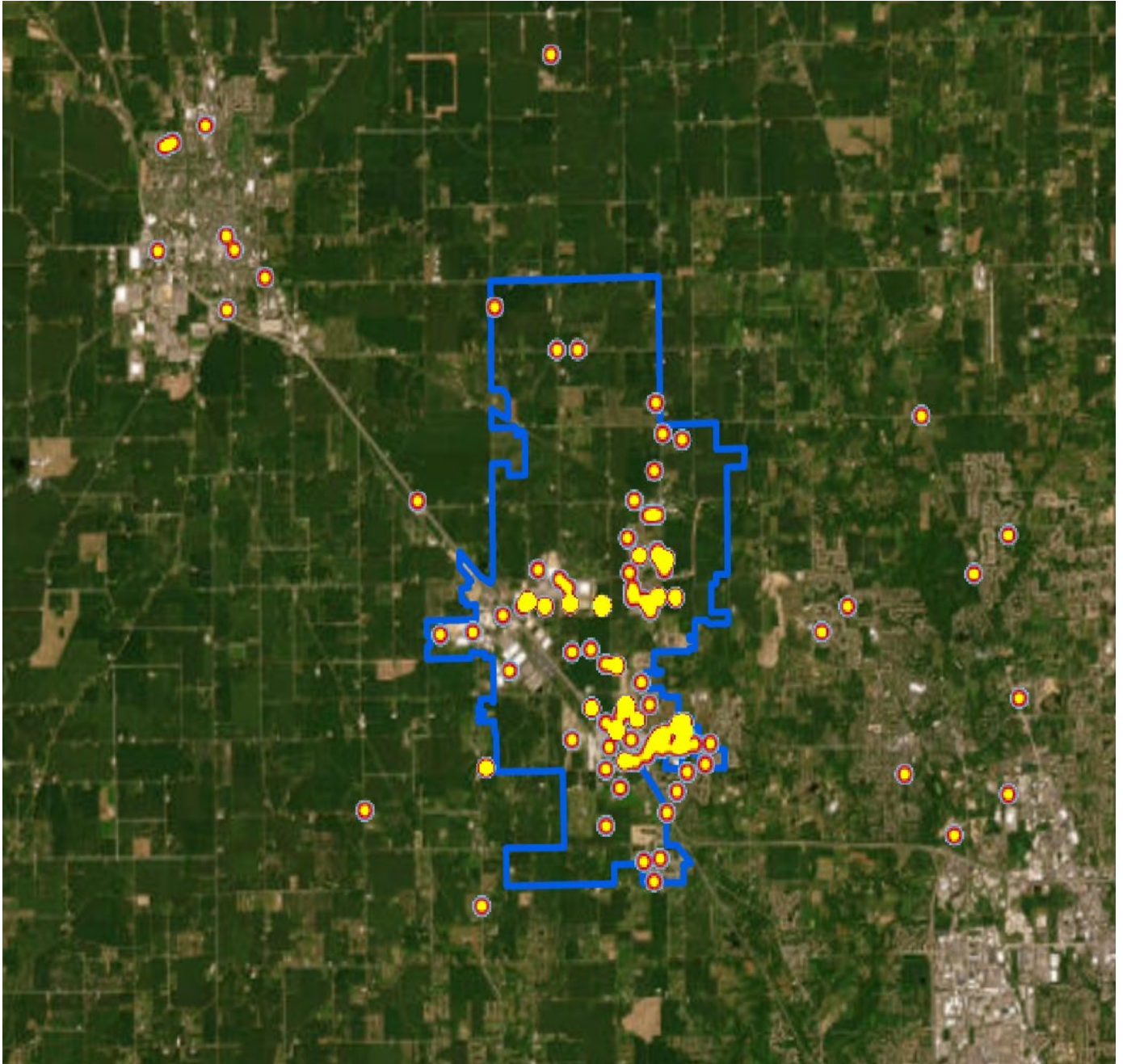




WHITESTOWN FIRE DEPARTMENT



Total Incident Map





WHITESTOWN FIRE DEPARTMENT



YTD Incident Map

