



WHITESTOWN FIRE DEPARTMENT



WFD Monthly Report – March Meeting 2025

Public Education / PR:

- Pub Ed Touch-a-Truck and Safety Talk at BACA

Additional:

- Tour with Public Safety at Lilly Complex in Lebanon
- Attended TX Teams and Wellbridge Surgery presentation
- Recruit resignation after completing 1 week of the Academy
- Conducted Ladder Climb and presented conditional offer of employment for replacement
- Continued work with Town on capital improvement plan

Inspection / Prevention:

	<u>2025</u>	<u>2025</u>	<u>2024</u>	<u>2024</u>
	<u>Month</u>	<u>YTD</u>	<u>Month</u>	<u>YTD</u>
Annual Inspections	44	96	50	100
Re-Inspections	11	11	8	9
New Bldg. Inspections	5	32	22	53
C of O Inspections	1	1	0	2
Plan Reviews	7	11	10	12
Alarm / Sprinkler Tests	1	3	1	3



WHITESTOWN FIRE DEPARTMENT



Fire Training:

Total Fire Training Hours – 1130

Each station on all three shifts participated in live fire, fire dynamic and fire behavior, training at Boone County Tower. This training was a great refresher of basic fire dynamics. It demonstrated how our tactics and aggressive firefighting can change the outcome of a fire. We reviewed the stages of fire growth and what we can do to help increase victim survival. It was a great training to get out of the house and see fire to shake off the winter rust.

The Northside Fire Academy Class 2025-04 started on February 10th . The recruits have completed three weeks of EMS and are maintaining above average scores within the class. Their physical fitness training has been focusing on functional fitness and cardio. Each recruit has started their clinicals for the class riding on the ambulance for 12 hours on the weekend as part of the certification process to become an EMT.

Monthly EMS Report February 2025

EMS Training:

Foam Frat	1
Audit & Review ASV	0
Independent Study Company Level	210
Total:	211

EMS runs:

- 64 patient contacts
- 64 transports
 - 23 BLS transports
 - 37 ALS I transports
 - 4 ALS II transport
 - 0 Treat no transport
- 587 transported miles
- \$82,326 billed services

QI/ QA:

- 100 % of runs audited
- Follow-up / Outcome reviews with personnel x2
- Review Calls with crews: 3 (Chemical Sedation, GSW, Needle Decompression)
- Direct observation of EMS runs x 1

- Monthly Shift Level Training – Airway Management
- PIP McGinley – Cardiac Arrest with 272s B shift crew
- Implemented Translation Service – used multiple times last month
- Airtraq battery issue – need to find replacement of new video laryngoscope
- To Westfield for EMT class for recruits
- Renewed Handtevy Instructor Certification
- 3 Paramedics participated in DAMM class hosted by St. Vincent
- Dr. Norris Rode Along with A Shift
- St. Vincent came to award Granberry and McKinley for excellent Stroke patient care



WHITESTOWN FIRE DEPARTMENT

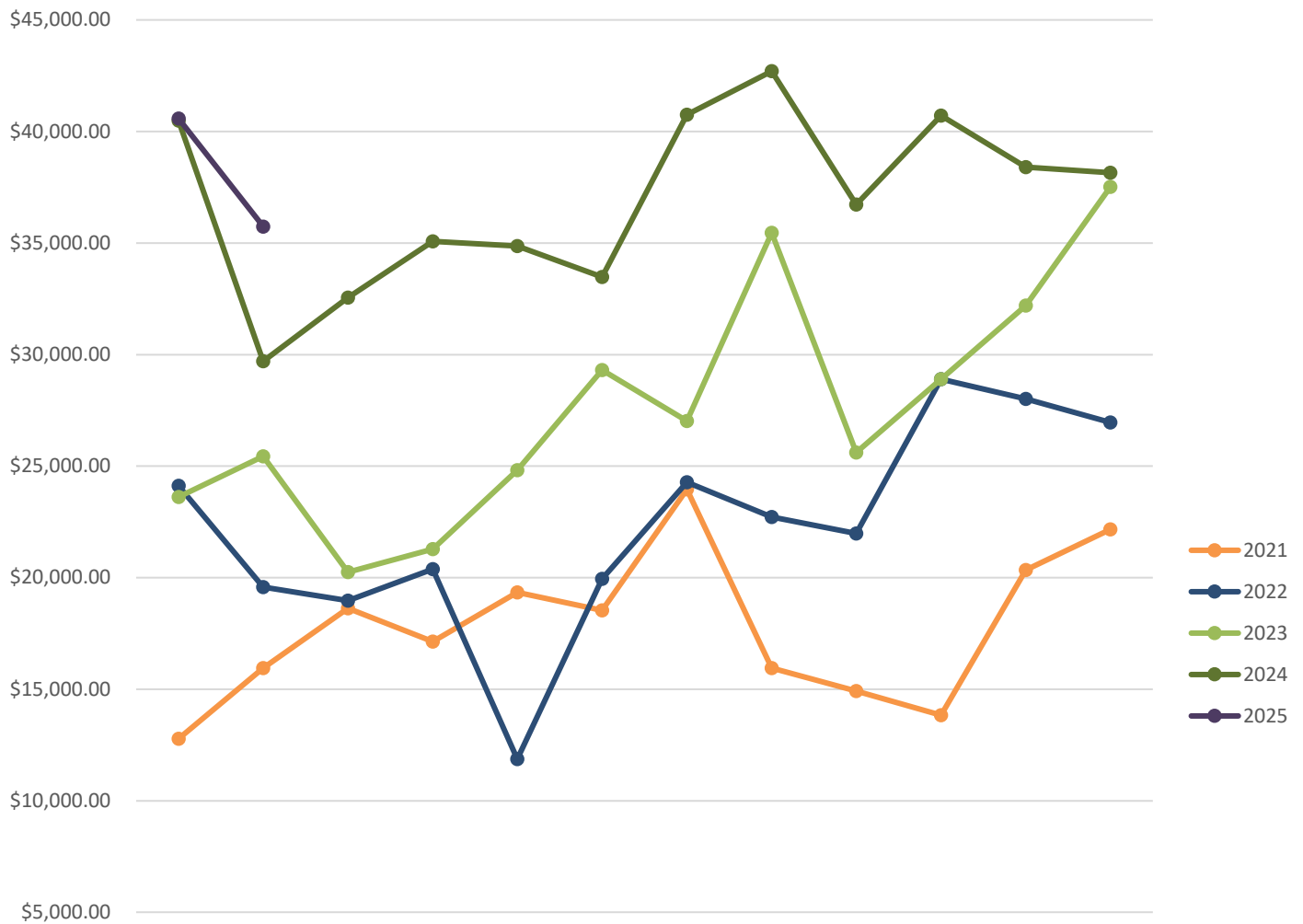


EMS Billing Report:

February MTD Revenue: \$ 35,740.56

YTD Revenue: \$ 76,320.44 / (2024 YTD: \$ 70,193.16; 8.73%)

Monthly Transport Revenues



\$-	January	February	March	April	May	June	July	August	September	October	November	December
2021	\$12,77	\$15,95	\$18,62	\$17,13	\$19,34	\$18,53	\$23,95	\$15,94	\$14,92	\$13,83	\$20,34	\$22,16
2022	\$24,12	\$19,57	\$18,97	\$20,38	\$11,86	\$19,94	\$24,27	\$22,72	\$21,98	\$28,89	\$28,01	\$26,95
2023	\$23,61	\$25,43	\$20,24	\$21,27	\$24,82	\$29,30	\$27,02	\$35,45	\$25,61	\$28,89	\$32,19	\$37,51
2024	\$40,49	\$29,69	\$32,55	\$35,07	\$34,86	\$33,47	\$40,75	\$42,70	\$36,72	\$40,71	\$38,40	\$38,14
2025	\$40,57	\$35,74										



WHITESTOWN FIRE DEPARTMENT

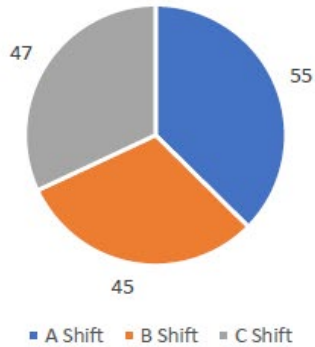


Fire Monthly

Total Calls

147

Shift Run Load

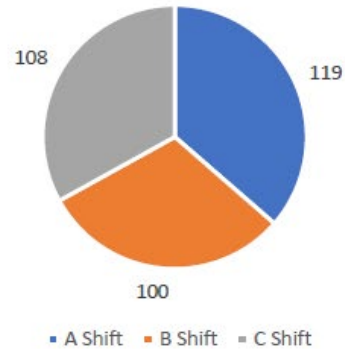


Fire Year To Date

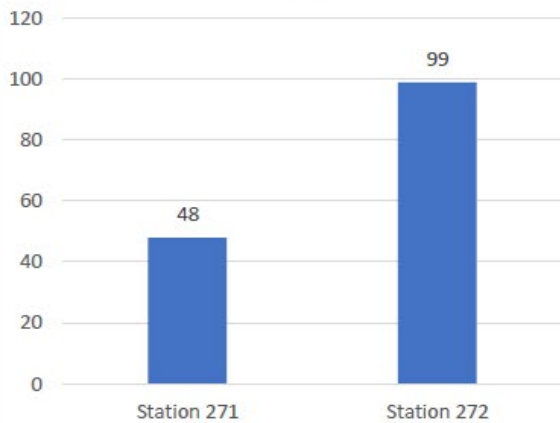
YTD Calls

327

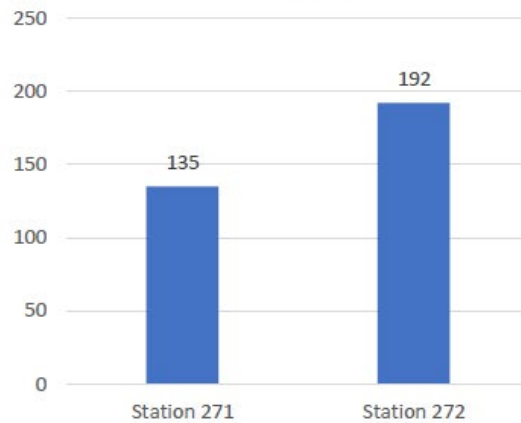
YTD Shifts



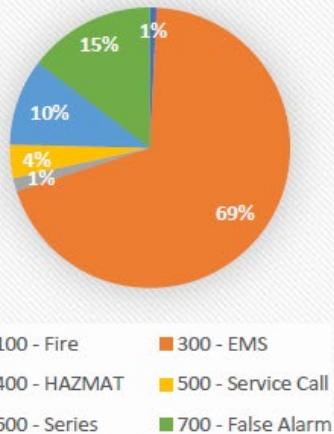
Station



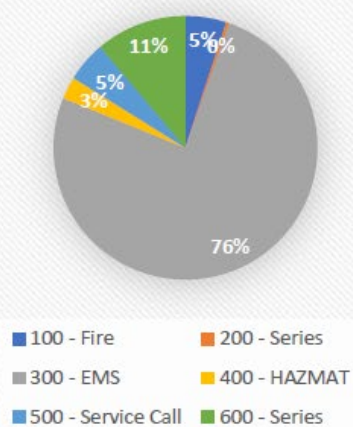
YTD Station



Monthly Call Type



YTD Call Type

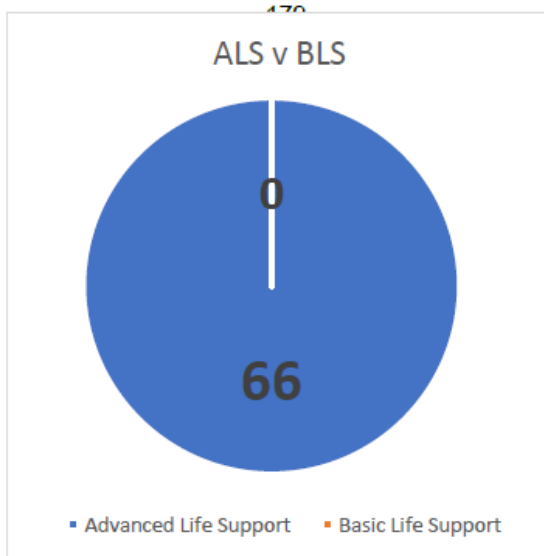




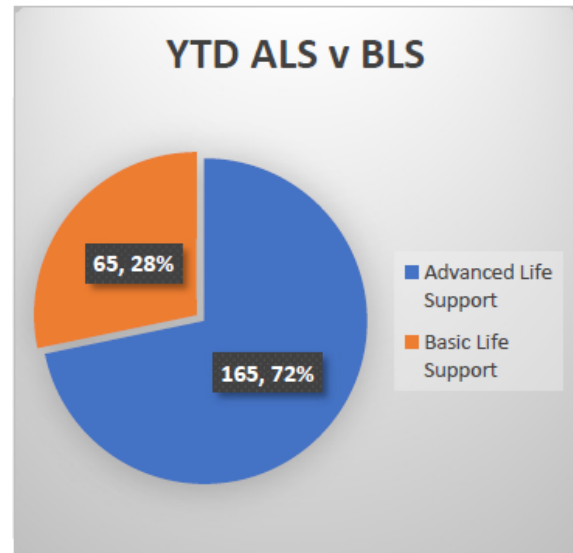
WHITESTOWN FIRE DEPARTMENT



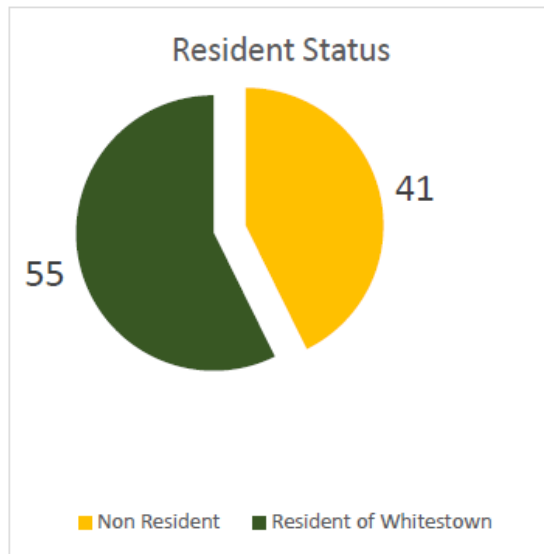
EMS Previous Month



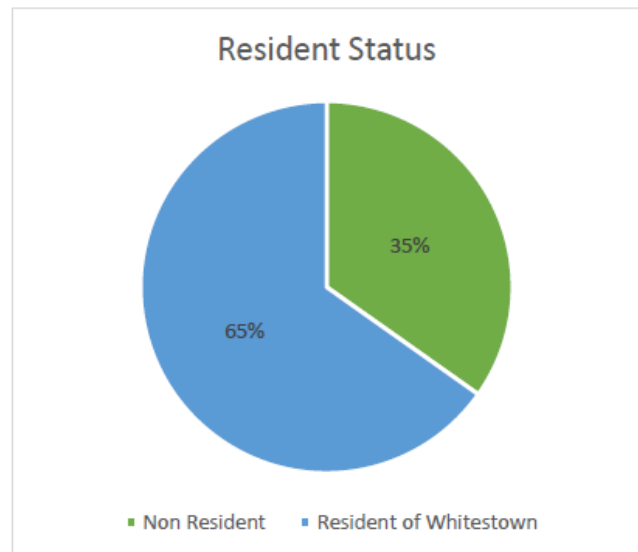
EMS Year To Date



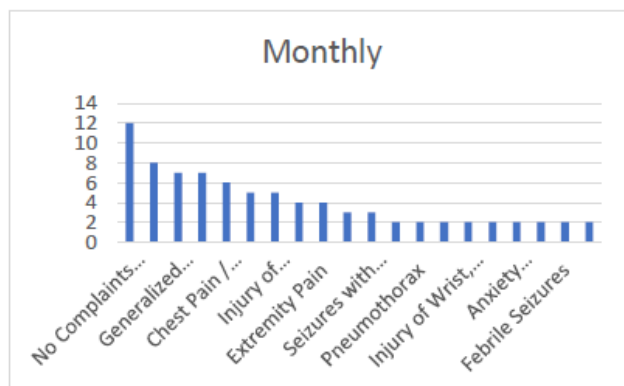
Resident Status



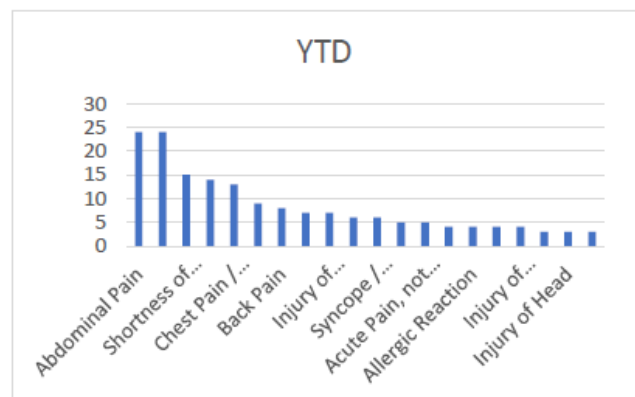
Resident Status



Monthly



YTD

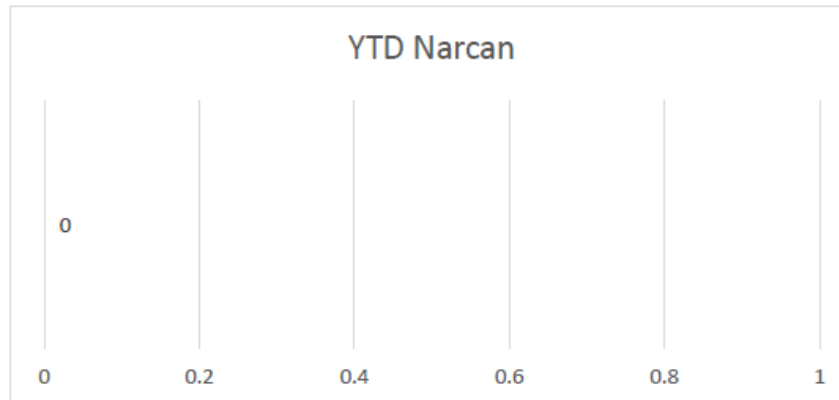




WHITESTOWN FIRE DEPARTMENT



	27-Jun	YTD
LFD	9	20
ZFD	7	17
Sheridan	0	0
Brownsburg	0	0
Center	0	2
Perry	7	11
Pike	1	1
Pittsboro	0	0
<u>Township</u>	<u>6</u>	<u>12</u>



Annual Narcan Usage

2016	6
2017	5
2018	4
2019	6
2020	8
2021	9
2022	8
2023	4
2024	6

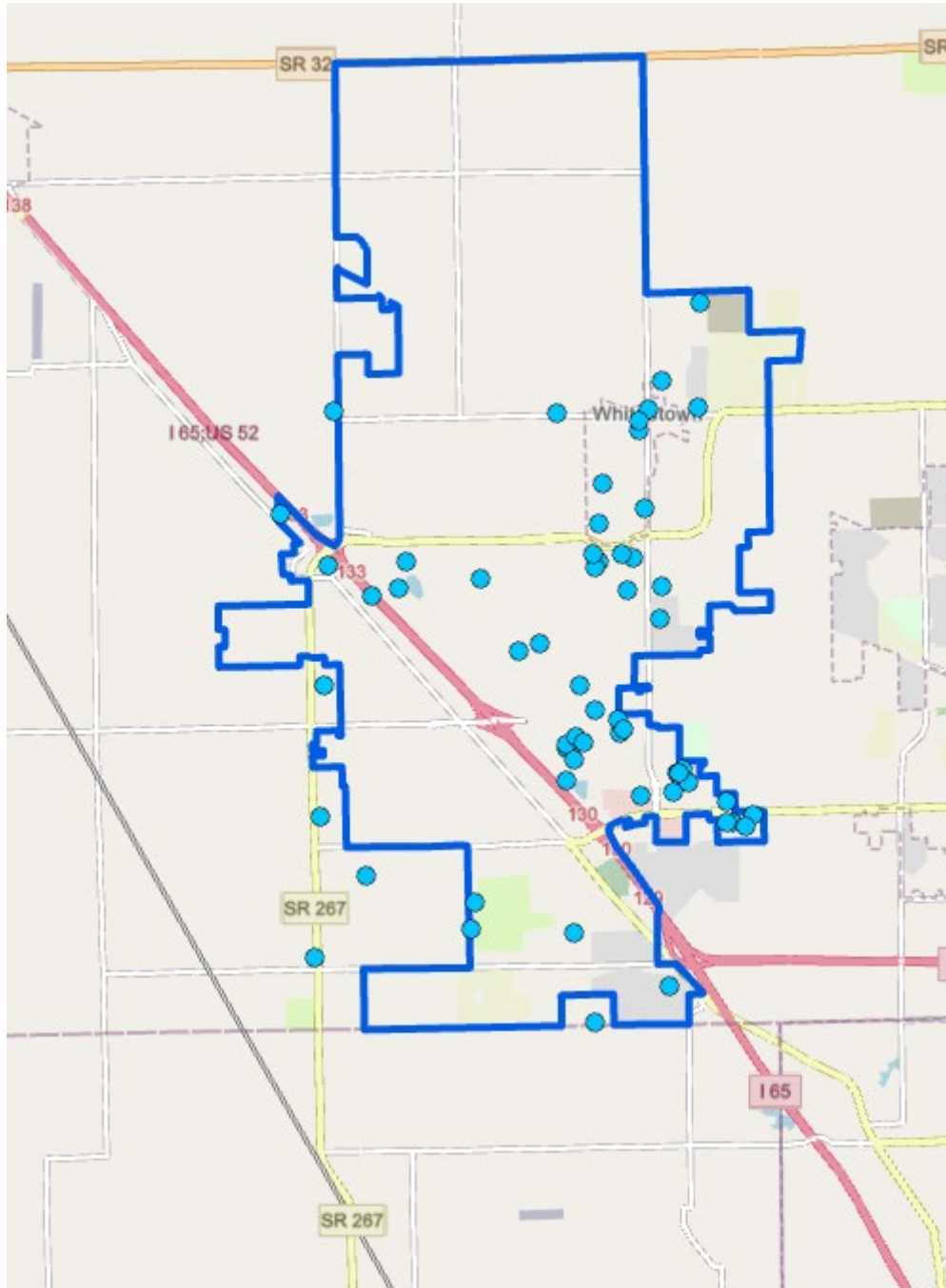
Run difference from 2024 / -14 Runs, -4% Decrease



WHITESTOWN FIRE DEPARTMENT



EMS Incident Map

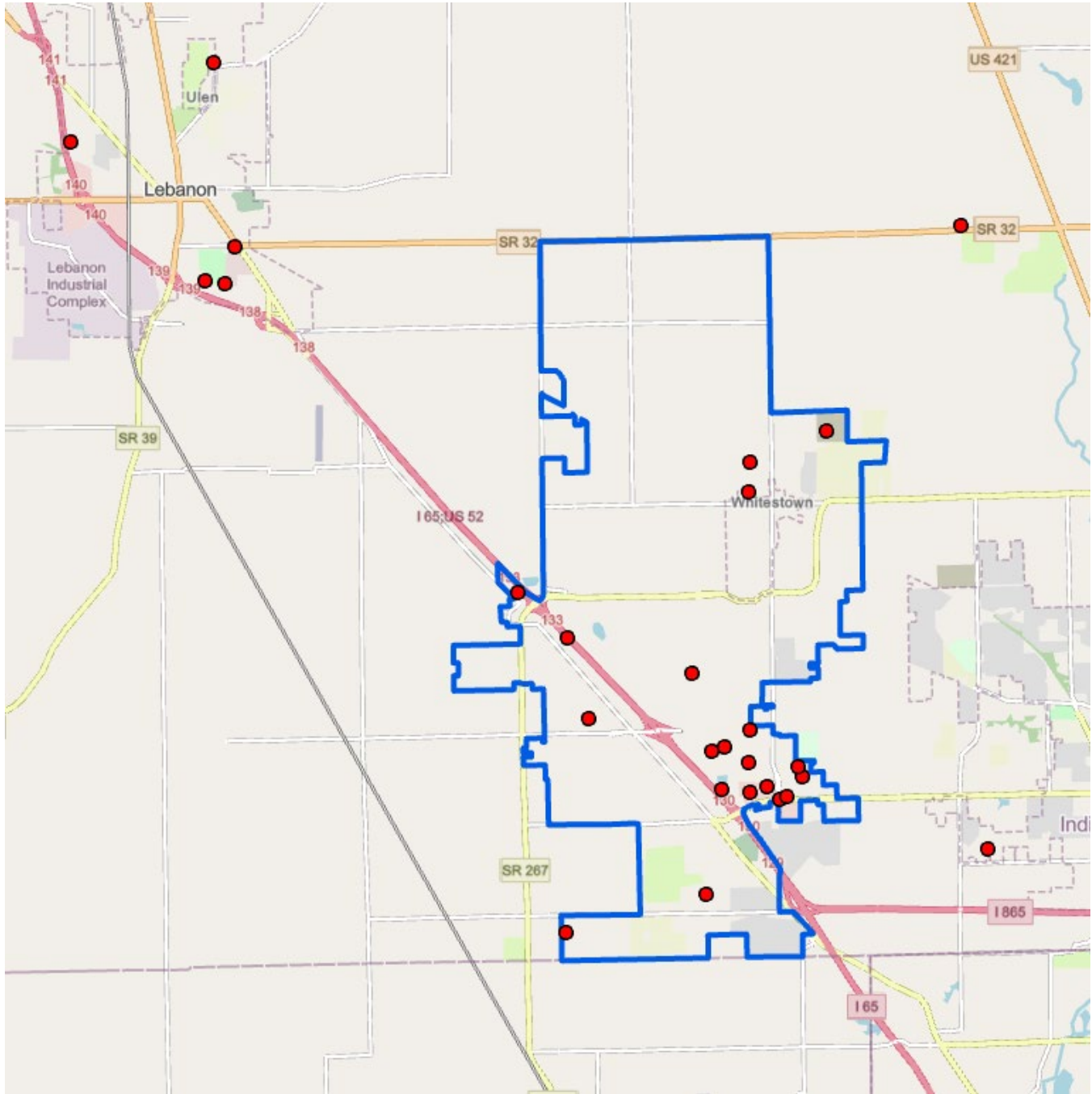




WHITESTOWN FIRE DEPARTMENT



Fire Incident Map

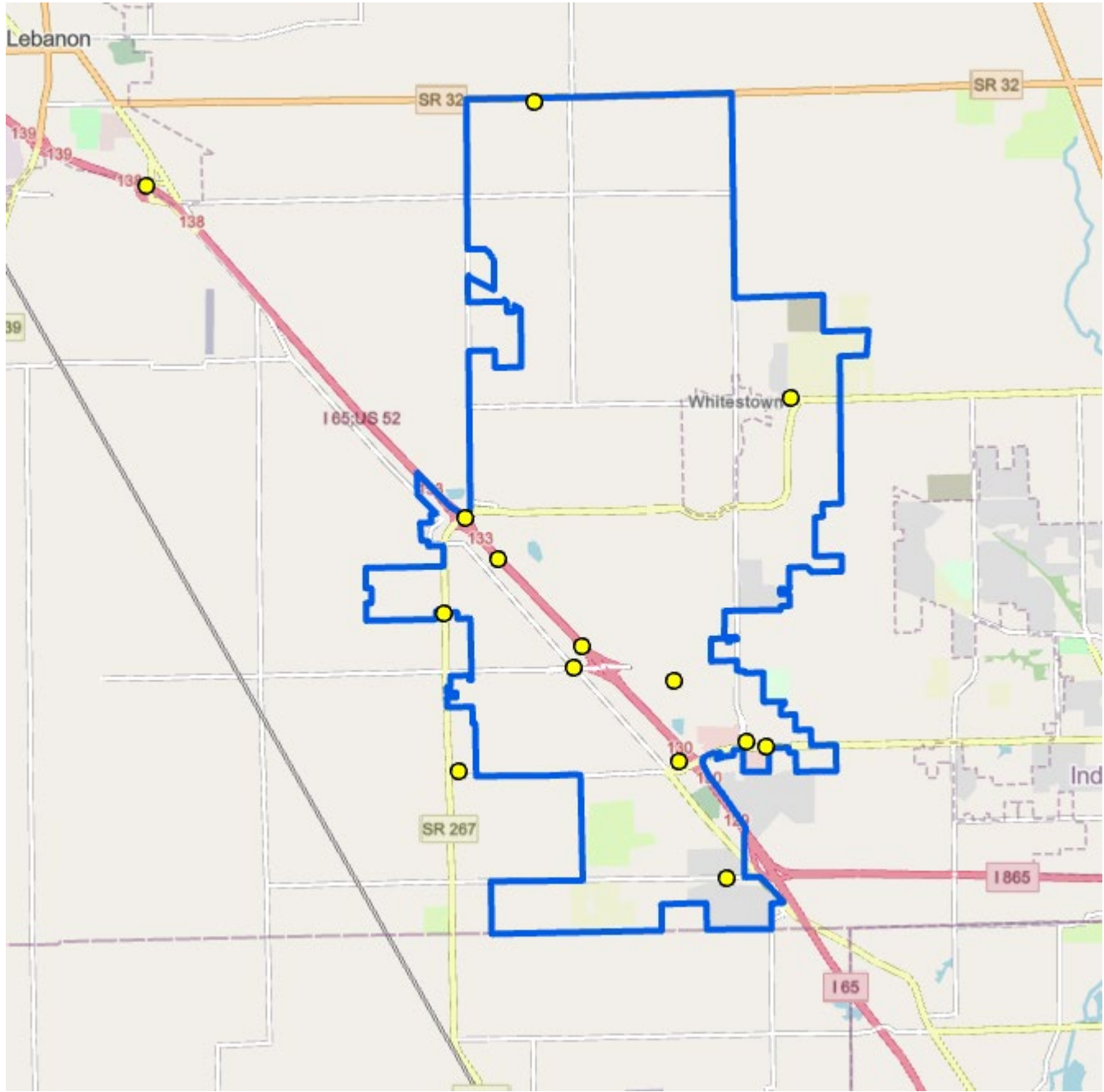




WHITESTOWN FIRE DEPARTMENT



Vehicle Collision Incident Map

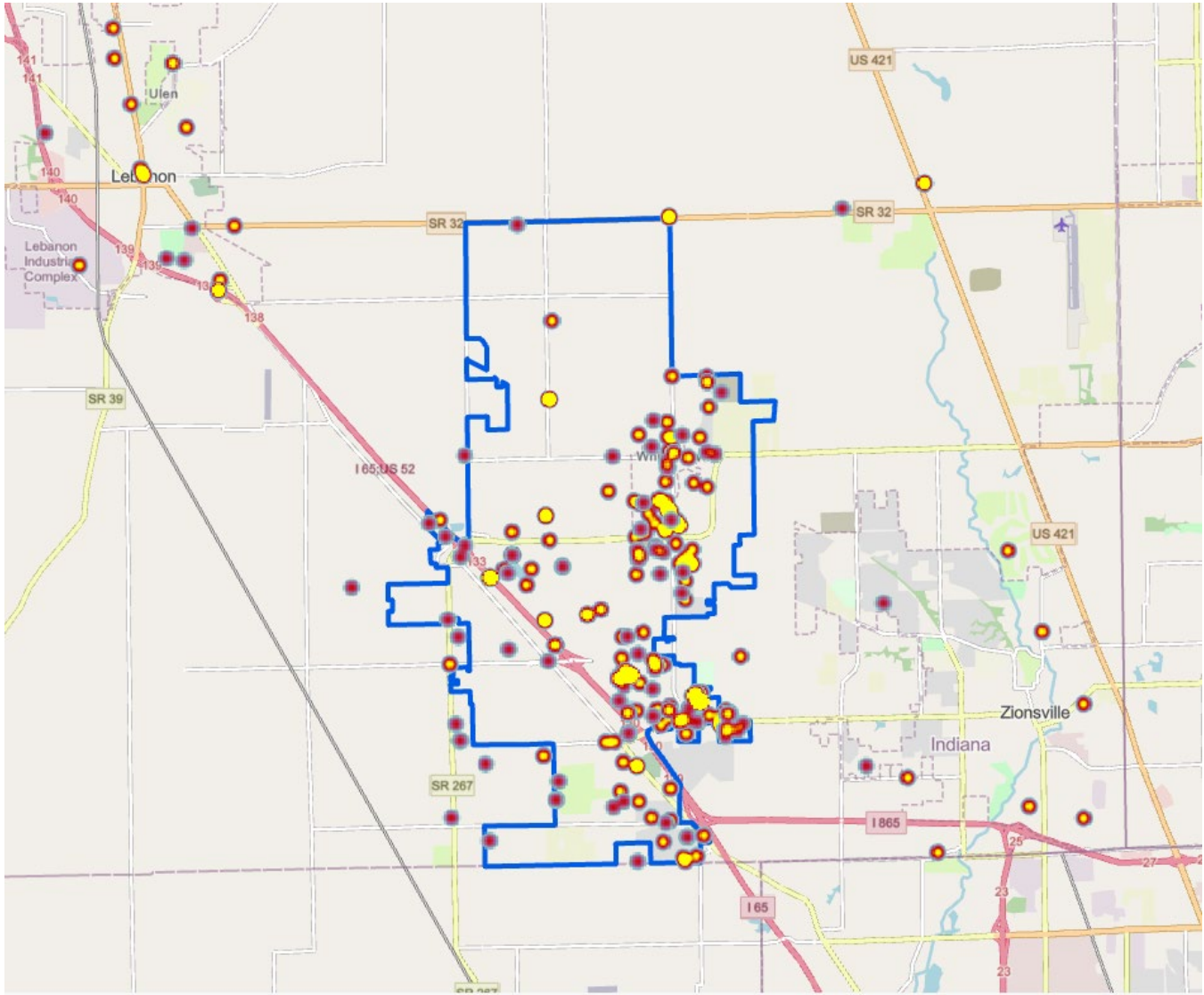




WHITESTOWN FIRE DEPARTMENT



YTD Incident Map





WHITESTOWN FIRE DEPARTMENT



YTD Working Fire Map

