



# WHITESTOWN FIRE DEPARTMENT



## WFD Monthly Report – June Meeting 2025

### Public Education / PR:

- Station 272 Tour for the winner of the Trader's Point silent auction item
- Attended Town Showdown
- Attended lunchtime for the TPCA Lower School
- Attended Trader's Point field day

### Additional:

- New nozzle demonstration conducted
- Annual wellness physicals completed
- Completed training and placed new SCBA into service

### Inspection / Prevention:

	<u>2025</u>	<u>2025</u>	<u>2024</u>	<u>2024</u>
	<u>Month</u>	<u>YTD</u>	<u>Month</u>	<u>YTD</u>
Annual Inspections	54	325	43	253
Re-Inspections	13	51	19	66
New Bldg. Inspections	4	21	8	29
C of O Inspections	8	29	0	13
Plan Reviews	13	80	3	47
Alarm / Sprinkler Tests	37	129	54	163



# ***WHITESTOWN FIRE DEPARTMENT***

---



## **Fire Training:**

### **Total Hours – 1550**

For the month of May, crews logged 1550 hours of training. This training included RIT/MAYDAY training at Boone County Training Tower.

The SCOTT SCBA representative conducted training with all three shifts on the new SCBA's and they were placed into service.

Recruits have attended over 800 hours of training combined for the month of May. The recruits have just finished their RIT week and are moving on to live fire scenarios.

Graduation for the North Side Fire Academy will be held at Traders Point Church in Whitestown on June 27<sup>th</sup> at 1800 hours.



# WHITESTOWN FIRE DEPARTMENT



## EMS Training:

<i>Foam Frat</i>	15.5
<i>Audit &amp; Review ASV</i>	26
<i>Independent Study Company Level</i>	185
<b>Total:</b>	226.5

## EMS runs:

- 74 patient contacts
- 71 transports
  - 24 BLS transports
  - 47 ALS I transports
  - 0 ALS II transport
  - 3 Treat no transport
- 670 transported miles
- \$97,708 billed services

## Voyce Translation Service:

- Video Minutes 18
- Audio Minutes 18

## QI/ QA:

- 100 % of runs audited
- Follow-up / Outcome reviews with personnel x8 (burns, MVA)
- Review Calls with crews: 0
- Direct observation of EMS runs x 1
  
- Attended Project Lifesaver Instructor Class
- EMS Committee Meeting – demoed and selected new video laryngoscopes
- Ordered new Video Laryngoscope – Glidescopes
- Attended State EMS commission meeting
- MCI Meeting and planning – 2 meetings
- EMS Skills Training with all crews
- Attended classroom part of DAMM class with x3 other WFD members
- Attended EMS affiliate meeting / training at St. Vincent
- A&R at 272s with St. Vincent Doctors presenting old runs
- EMS Week – provided pizza for crews



# WHITESTOWN FIRE DEPARTMENT

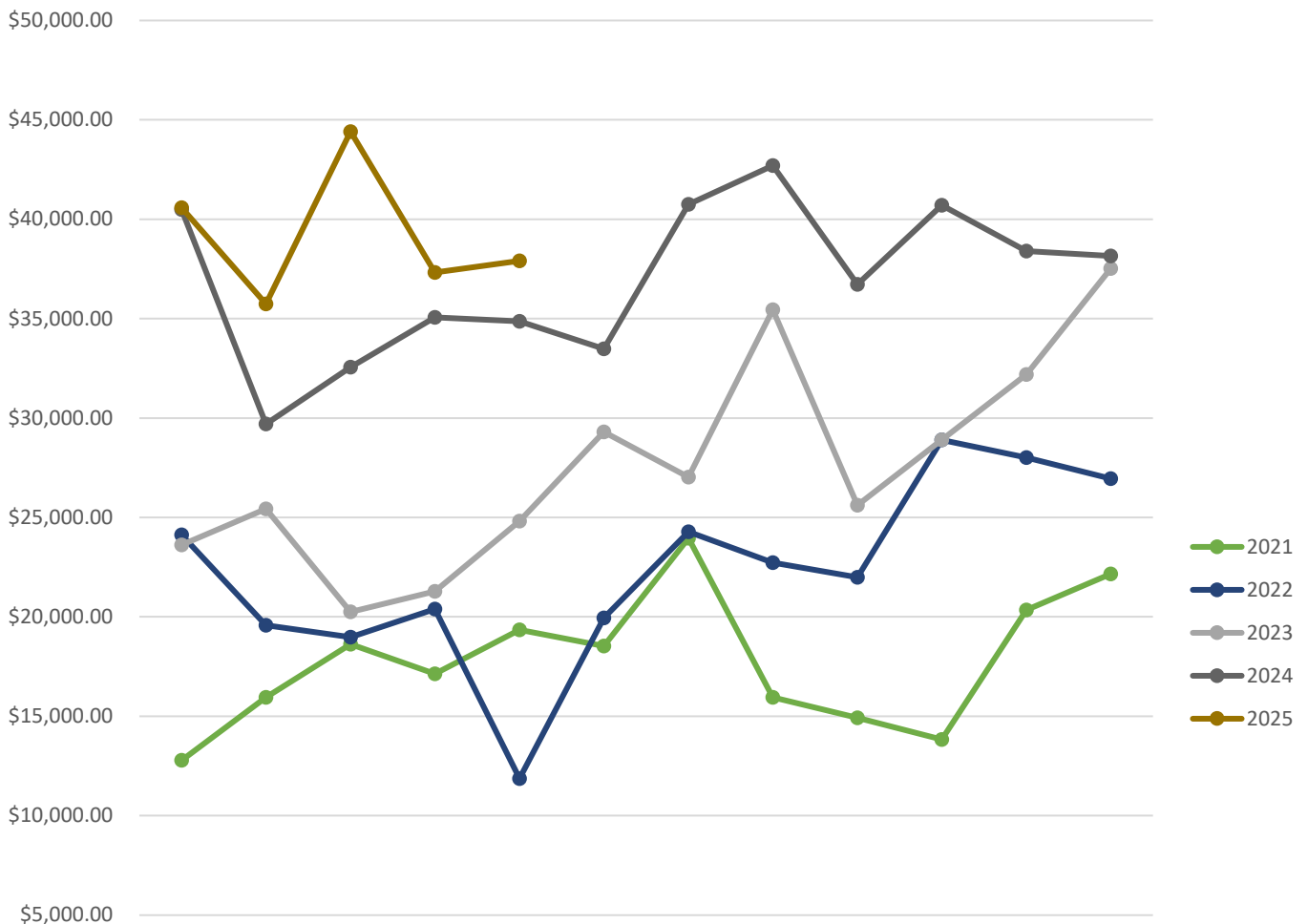


## EMS Billing Report:

May MTD Revenue: \$ 37,912.90

YTD Revenue: \$ 195,975.73 / (2024 YTD: \$ 172,693.09; 13.48%)

Monthly Transport Revenues



\$-	January	February	March	April	May	June	July	August	September	October	November	December
2021	\$12,77	\$15,95	\$18,62	\$17,13	\$19,34	\$18,53	\$23,95	\$15,94	\$14,92	\$13,83	\$20,34	\$22,16
2022	\$24,12	\$19,57	\$18,97	\$20,38	\$11,86	\$19,94	\$24,27	\$22,72	\$21,98	\$28,89	\$28,01	\$26,95
2023	\$23,61	\$25,43	\$20,24	\$21,27	\$24,82	\$29,30	\$27,02	\$35,45	\$25,61	\$28,89	\$32,19	\$37,51
2024	\$40,49	\$29,69	\$32,55	\$35,07	\$34,86	\$33,47	\$40,75	\$42,70	\$36,72	\$40,71	\$38,40	\$38,14
2025	\$40,57	\$35,74	\$44,41	\$37,32	\$37,91							



# WHITESTOWN FIRE DEPARTMENT

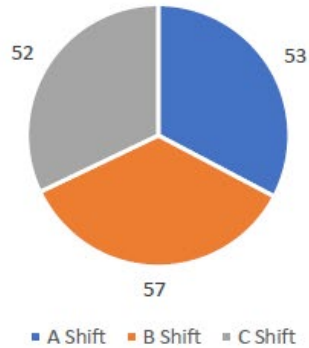


## Fire Monthly

Total Calls

162

### Shift Run Load

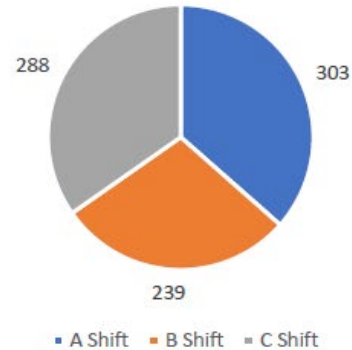


## Fire Year To Date

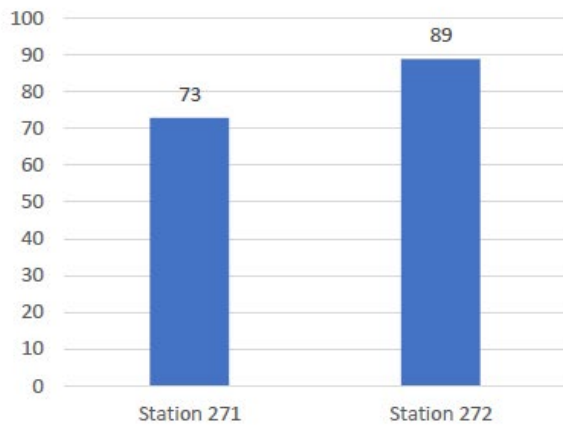
YTD Calls

830

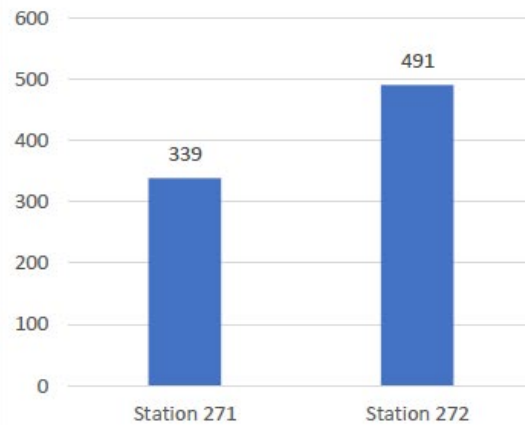
### YTD Shifts



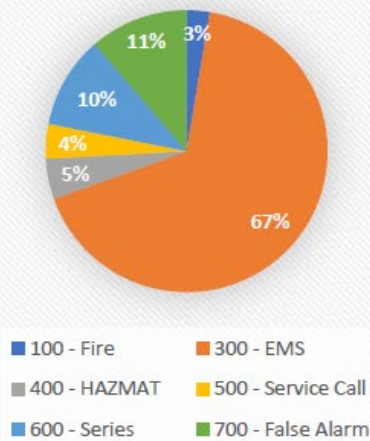
### Station



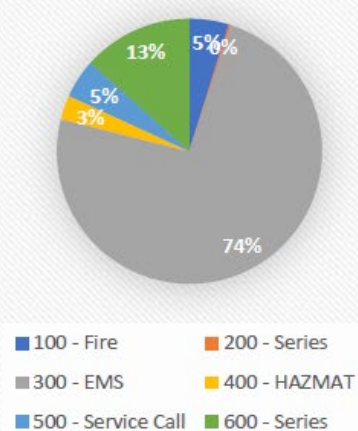
### YTD Station



## Monthly Call Type



## YTD Call Type

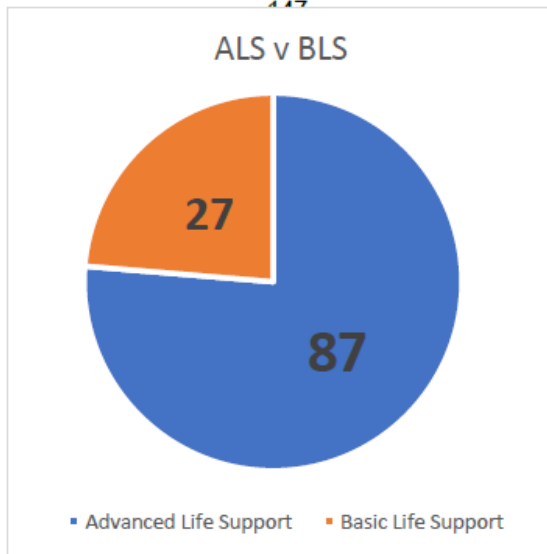




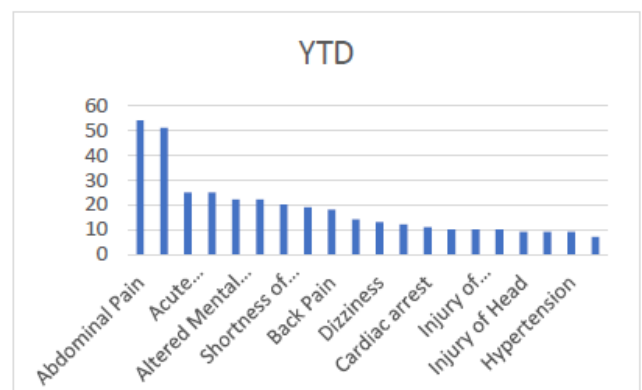
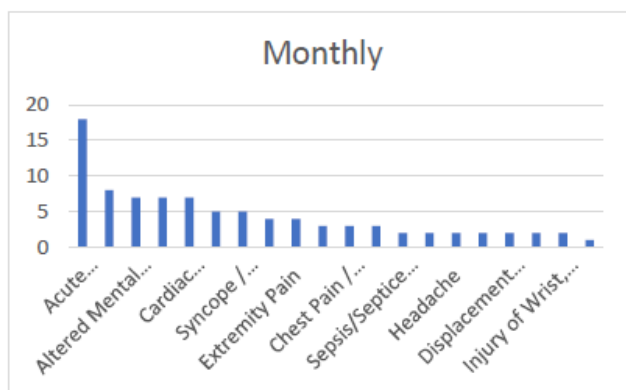
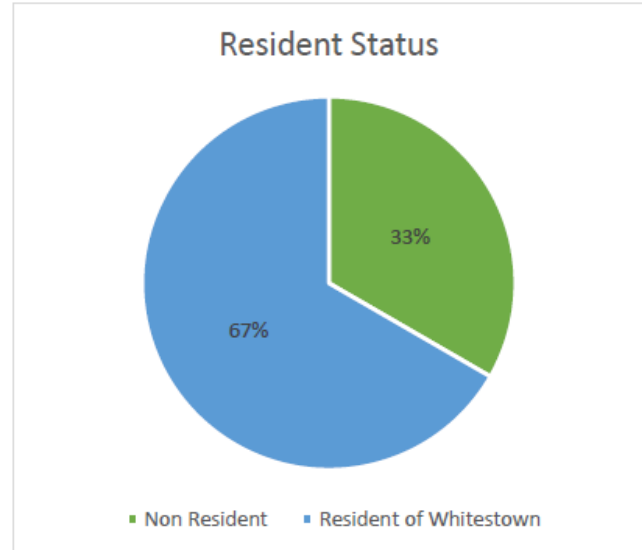
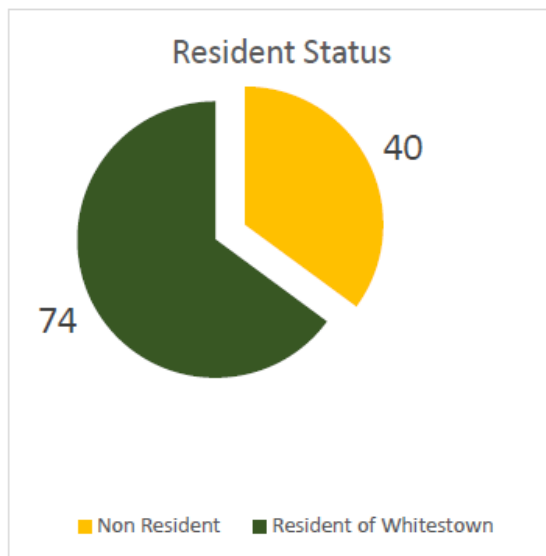
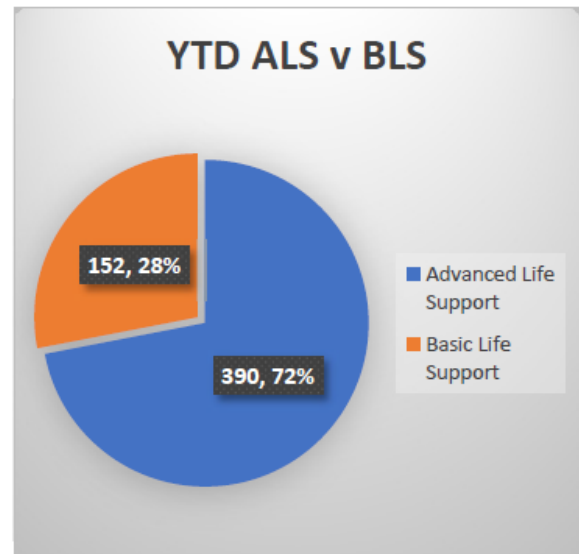
# WHITESTOWN FIRE DEPARTMENT



## EMS Previous Month



## EMS Year To Date

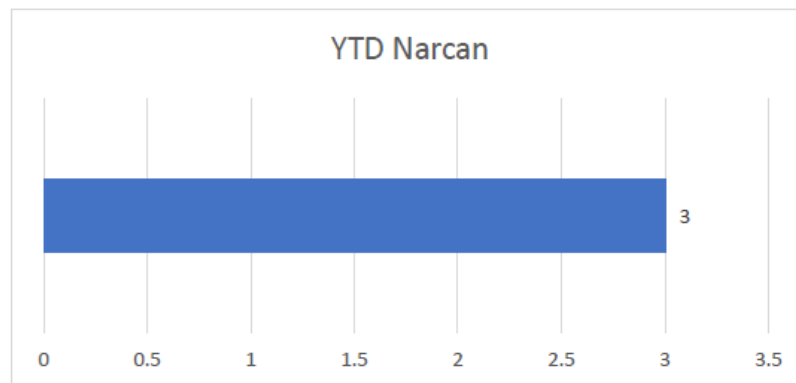




# WHITESTOWN FIRE DEPARTMENT



	26-May	YTD
LFD	11	55
ZFD	8	50
Sheridan	0	0
Brownsburg	1	1
Center	1	3
Perry	5	23
Pike	1	1
Pittsboro	0	0
<b><u>Township</u></b>	<b><u>4</u></b>	<b><u>23</u></b>



## Annual Narcan Usage

2016	6
2017	5
2018	4
2019	6
2020	8
2021	9
2022	8
2023	4
2024	6

Run difference from 2024 / -19 Runs, 2.3% Decrease

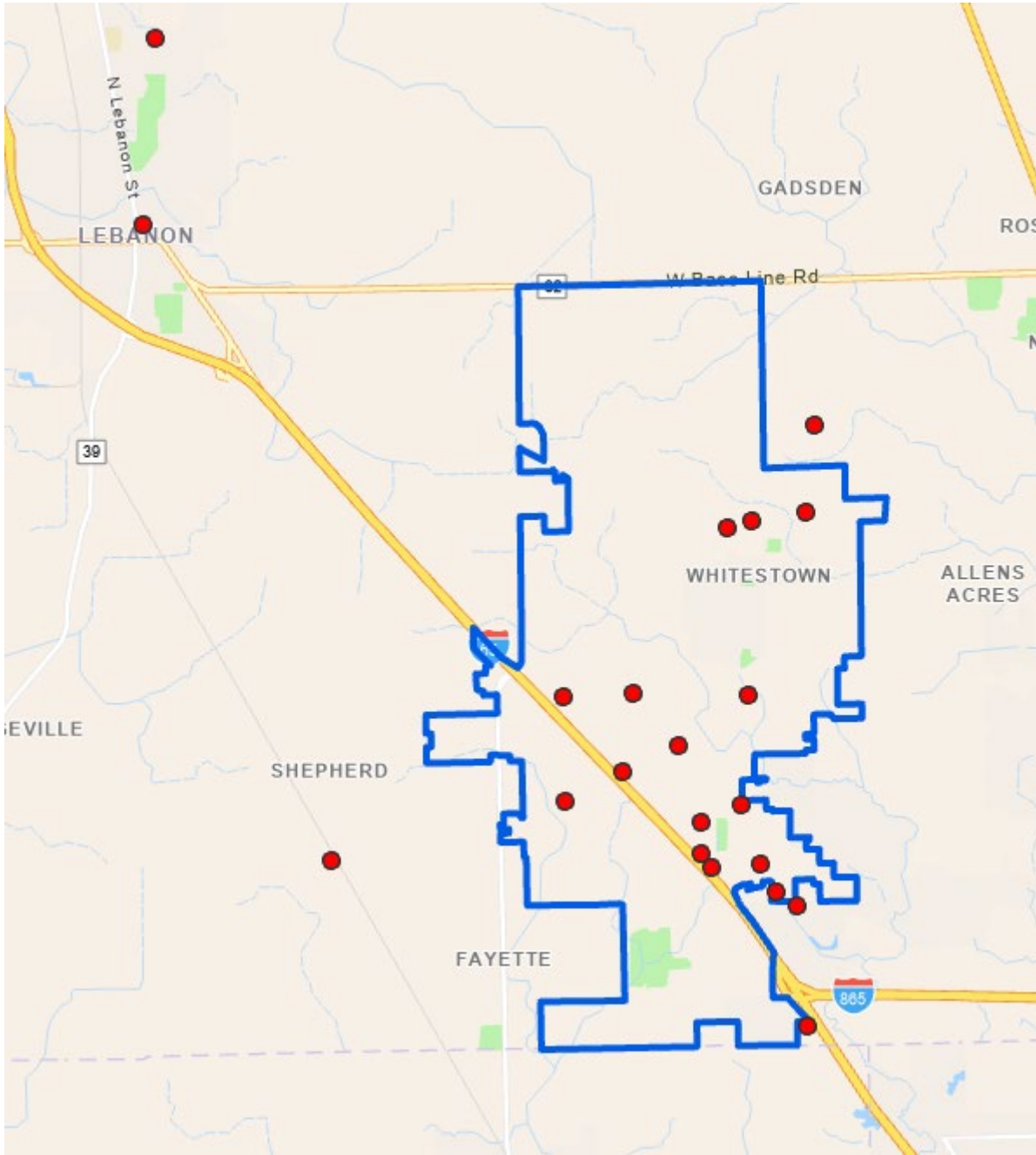




# ***WHITESTOWN FIRE DEPARTMENT***



## **Fire Incident Map**

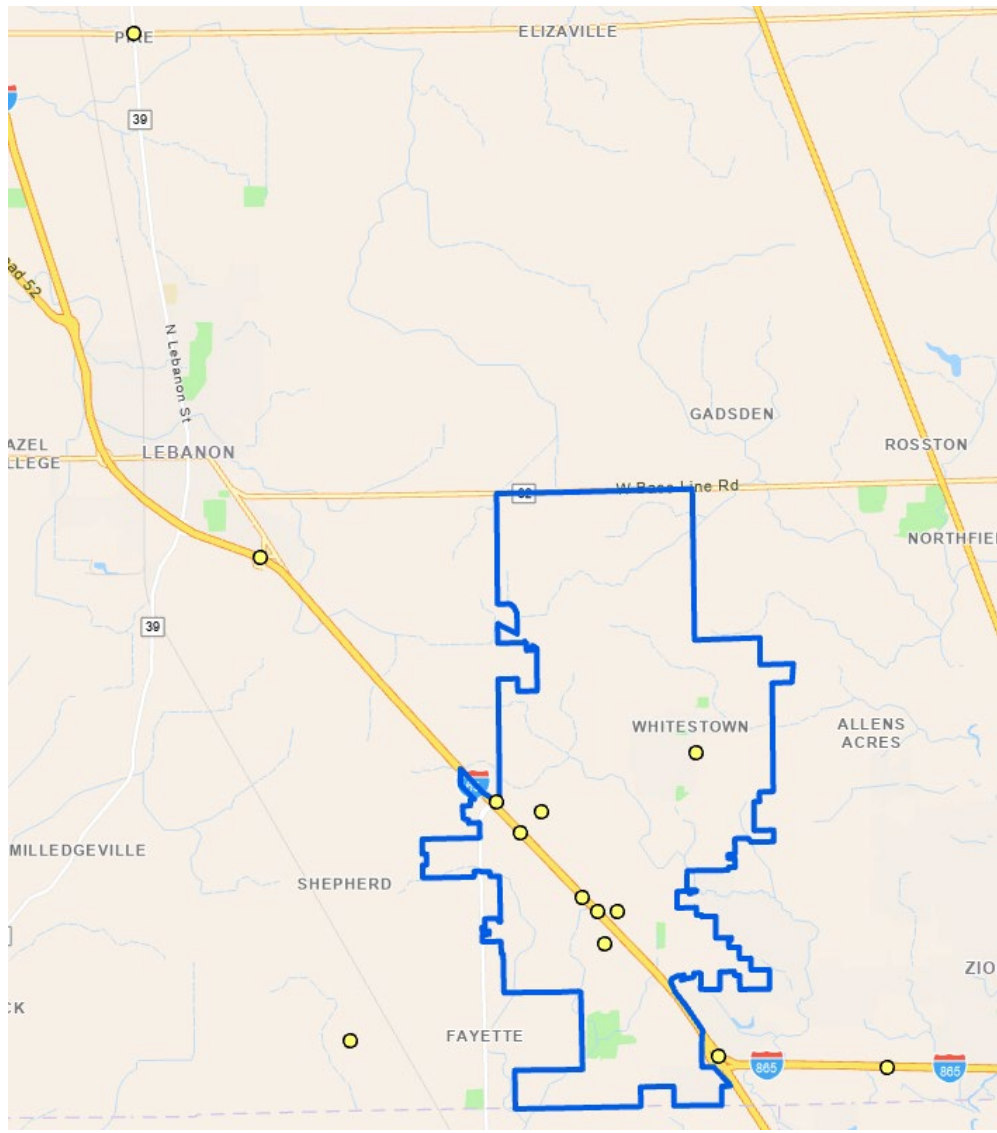




# ***WHITESTOWN FIRE DEPARTMENT***



## **Vehicle Collision Incident Map**

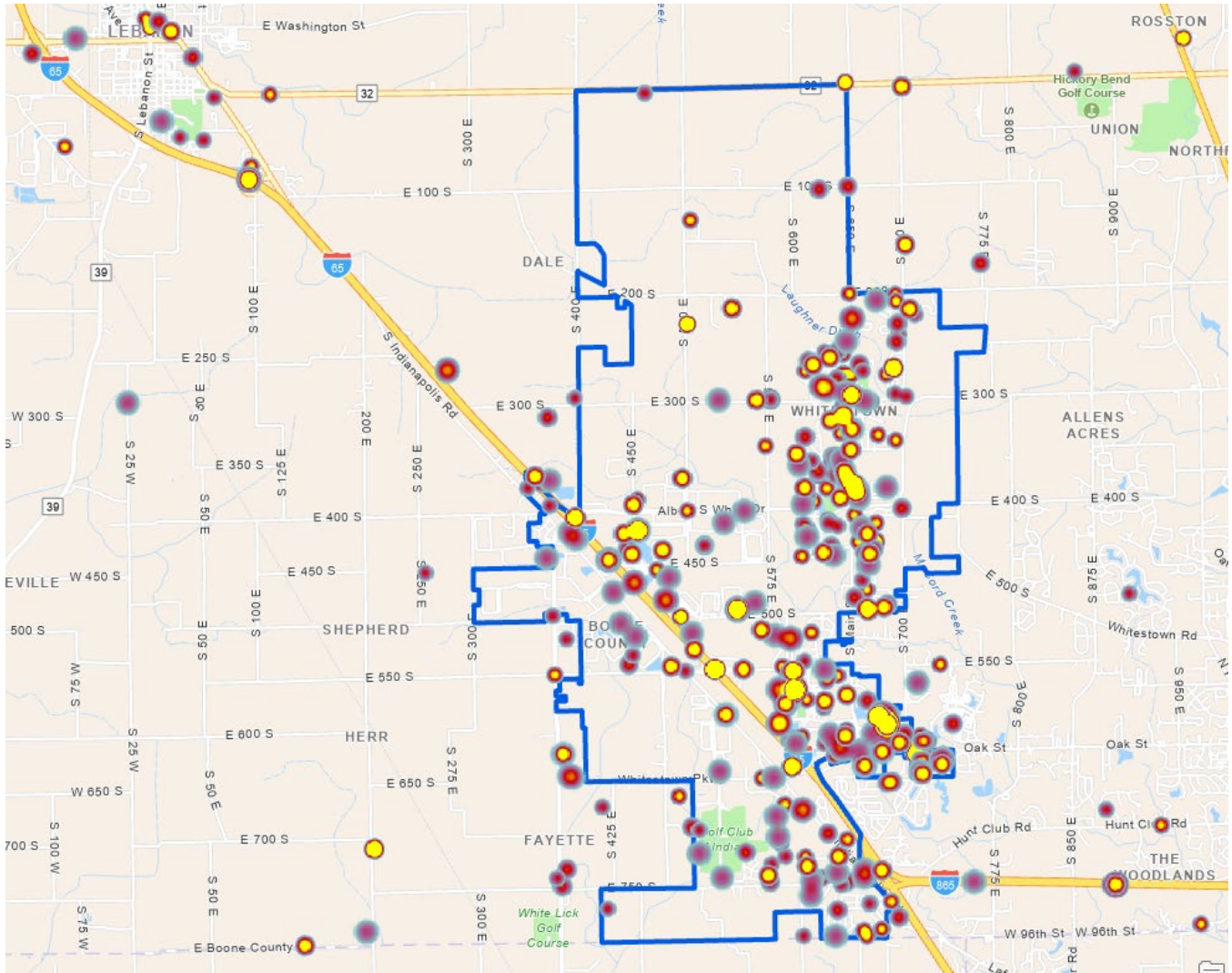




# WHITESTOWN FIRE DEPARTMENT



## YTD Incident Map





# ***WHITESTOWN FIRE DEPARTMENT***



## **Working Fire Map**

