



WHITESTOWN FIRE DEPARTMENT



WFD Monthly Report – June Meeting 2025

Public Education / PR:

- Attended north Taco Bell ribbon cutting ceremony
- Attended 3 of the summer concert series
- Clark Meadows Touch-a-Truck
- Hussey-Mayfield Library Touch-a-Truck
- Attended Glasswater Creek Veterans Parade

Additional:

- Administrative staff attended roundtable discussion with Indiana Secretary of Public Safety, Jennifer Ruth-Green
- North Side Fire Academy Graduation
- Quarterly Labor / Management Meeting conducted
- Retirement celebration for Deputy Chief of Operations David Owens

Inspection / Prevention:

	<u>2025</u>	<u>2025</u>	<u>2024</u>	<u>2024</u>
	<u>Month</u>	<u>YTD</u>	<u>Month</u>	<u>YTD</u>
Annual Inspections	29	269	53	303
Other Inspections	23	123	17	83
Alarm/Sprinkler Systems	31	193	42	205
Total	83	585	112	591



WHITESTOWN FIRE DEPARTMENT



Fire Training:

Total Hours – 2191

For the month of June 2,191 hours of training were logged by crews. This included crews helping with the 5 days of live fire with the North Side Fire Academy but does not reflect any recruit hours.

The recruits have completed 20-weeks in the North Side Fire Academy with members starting shift on 6/30.

The recruits have completed over 3,600 total hours of training with over 120 hours of live fire training.

Each new member has completed state level training and are now certified in Hazmat Awareness and Operations, Firefighter I and II, Technical rescue awareness, Vehicle rescue operations and National Incident Management Systems 100, 200, 700b and 800.



WHITESTOWN FIRE DEPARTMENT



Monthly EMS Report

June 2025



EMS Training:

<i>Foam Frat</i>	43
<i>Audit & Review ASV</i>	2
<i>Independent Study Company Level</i>	130
Total:	175

EMS runs:

- 70 patient contacts
- 67 transports
 - 22 BLS transports
 - 43 ALS I transports
 - 2 ALS II transport
 - 3 Treat no transport
- 617 transported miles
- \$90,743 billed services

Voyce Translation Service:

- Video Minutes 27
- Audio Minutes 26

QI/ QA:

- 100% of runs audited
- Follow-up / Outcome reviews with personnel x4 (AMS, mental emotional, GI bleed)
- Review Calls with crews: 1 (Severe Asthma attack A 271s)
- Direct observation of EMS runs x 2

- IU North to St. 272 for OB Training for all three shifts
- Visited all 3 long term care facilities to meet with directors of nursing
- Went to Crawfordsville FD to find out information about blood program and community paramedicine
- Completed state CSR certification (first step of getting DEA license)
- Live fire Training at Boone Tower with recruits
- Assisted with EMS scenarios at North Side Fire Academy 24-hour shift
- Attended Indiana Blood Coalition meeting
- Meeting with Little League on upcoming tourneys
- MCI meeting with other county departments on upcoming training
- Monitor Mount installed in M271



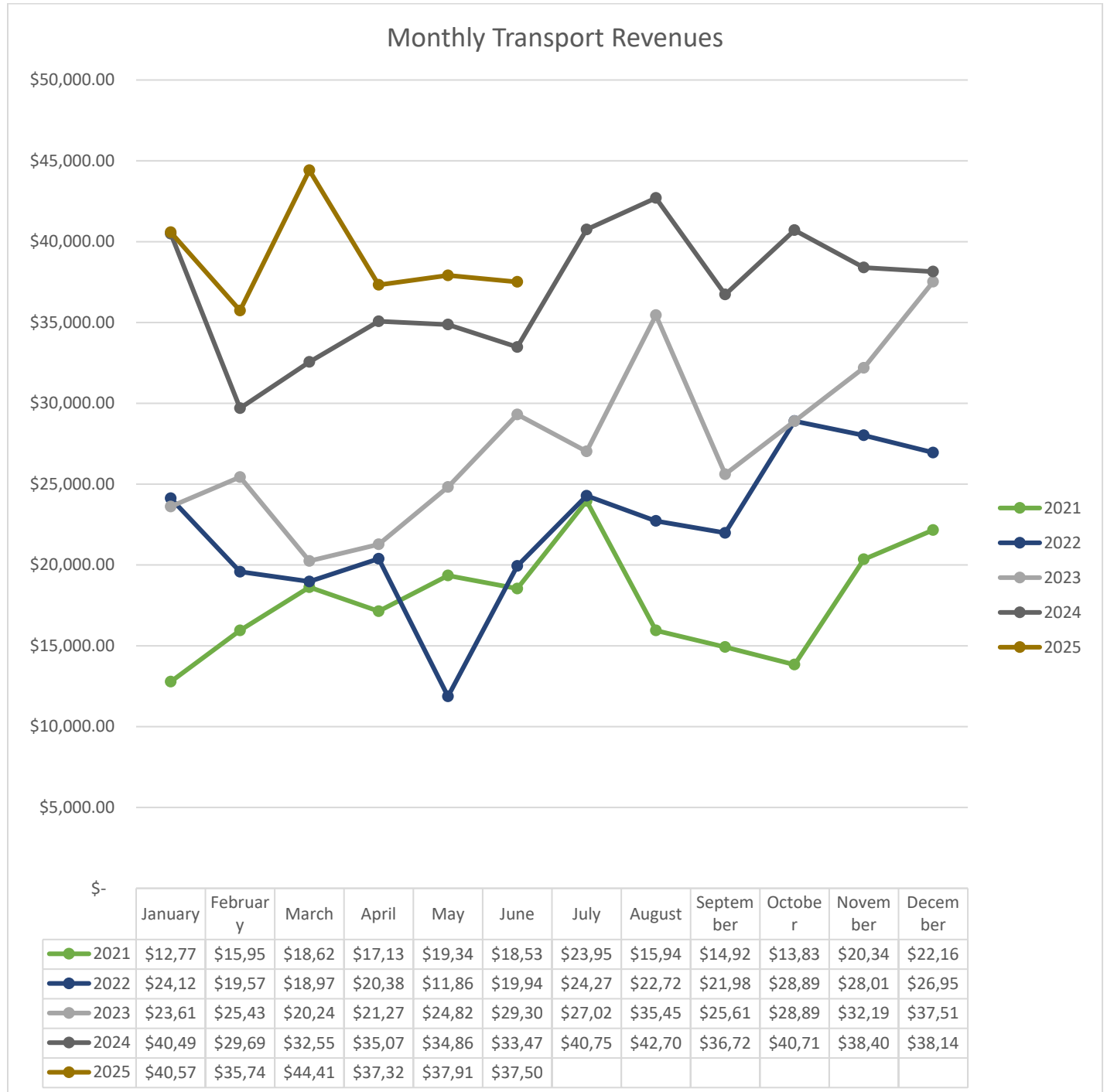
WHITESTOWN FIRE DEPARTMENT



EMS Billing Report:

JUN MTD Revenue: \$ 37,509.56

YTD Revenue: \$ 233,485.29 / (2024 YTD: \$ 206,172.75; 13.25%)





WHITESTOWN FIRE DEPARTMENT

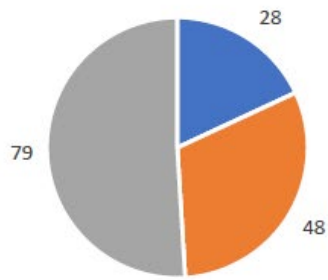


Fire Monthly

Total Calls

155

Shift Run Load



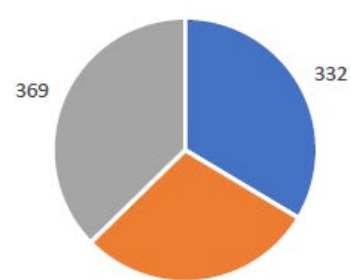
■ A Shift ■ B Shift ■ C Shift

Fire Year To Date

YTD Calls

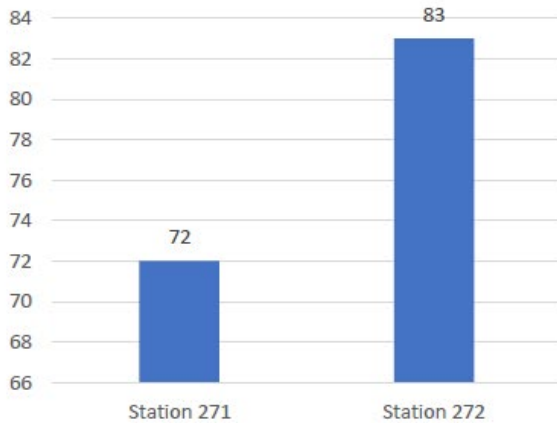
988

YTD Shifts



■ A Shift ■ B Shift ■ C Shift

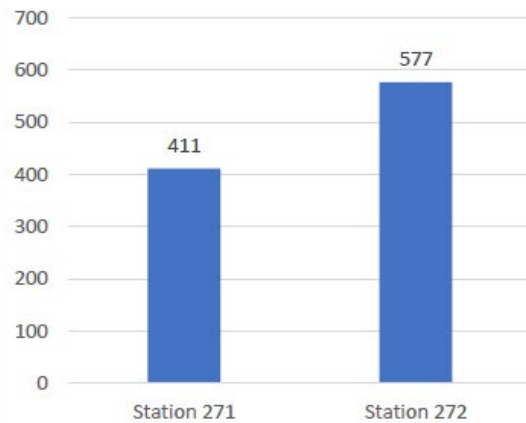
Station



Station 271

Station 272

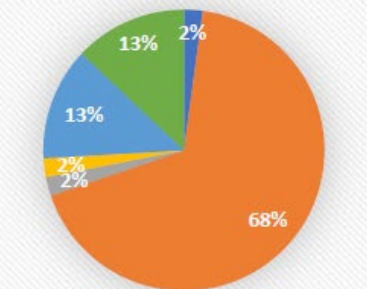
YTD Station



Station 271

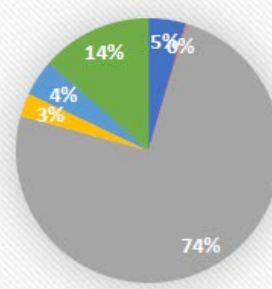
Station 272

Monthly Call Type



■ 100 - Fire ■ 300 - EMS
■ 400 - HAZMAT ■ 500 - Service Call
■ 600 - Series ■ 700 - False Alarm

YTD Call Type



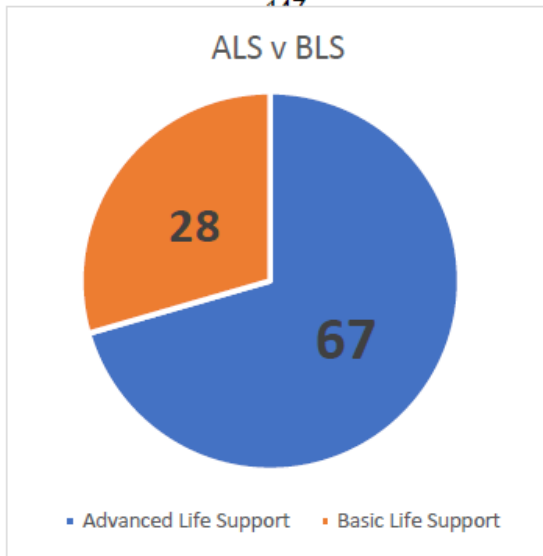
■ 100 - Fire ■ 200 - Series
■ 300 - EMS ■ 400 - HAZMAT
■ 500 - Service Call ■ 600 - Series



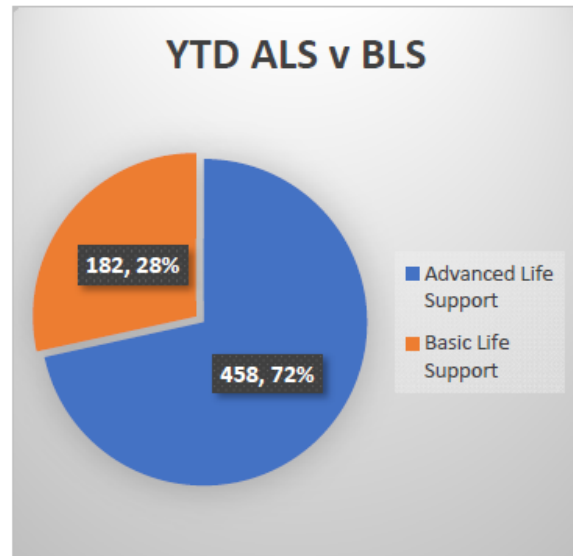
WHITESTOWN FIRE DEPARTMENT



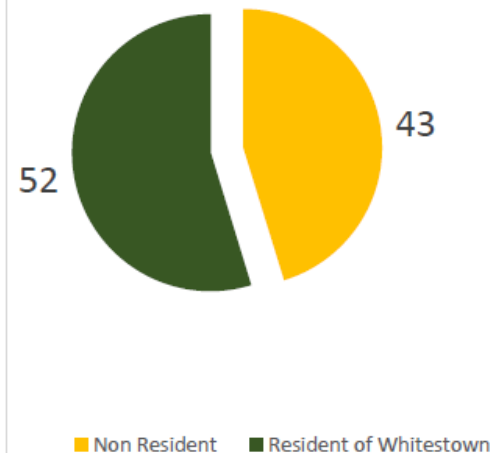
EMS Previous Month



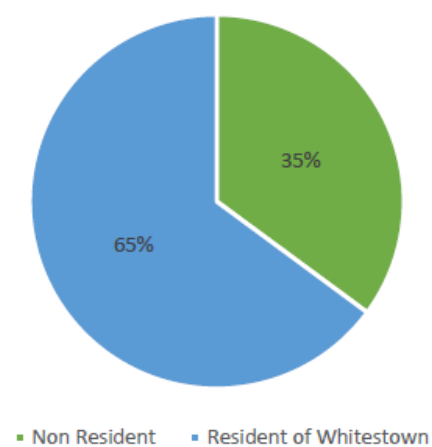
EMS Year To Date



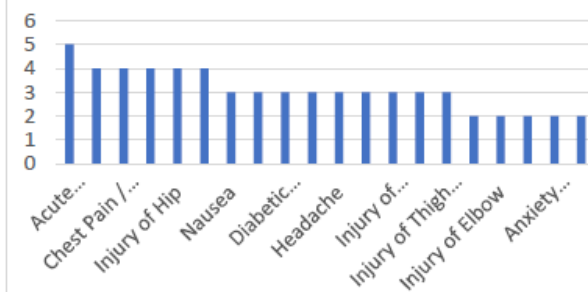
Resident Status



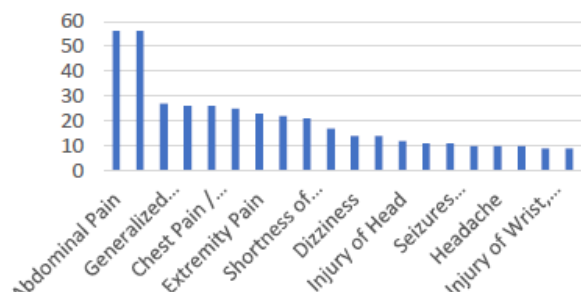
Resident Status



Monthly



YTD

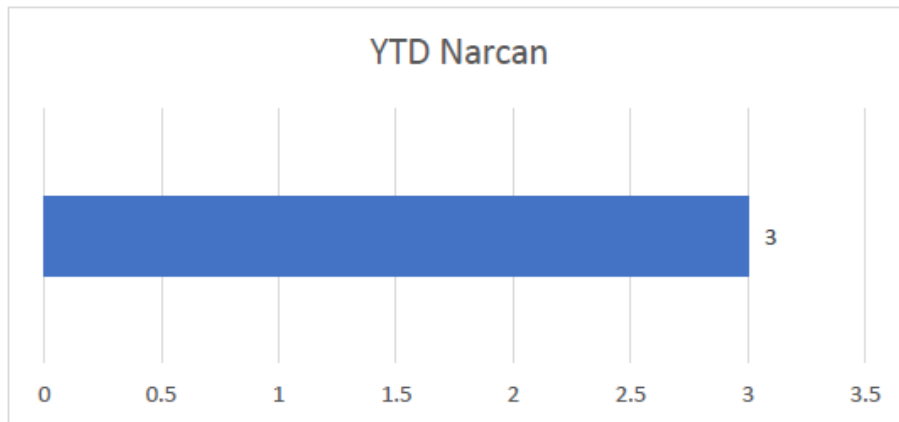




WHITESTOWN FIRE DEPARTMENT



	JUN	YTD
LFD	7	62
ZFD	6	56
Sheridan	0	0
Brownsburg	0	1
Center	0	3
Perry	2	25
Pike	0	1
Pittsboro	0	0
<u>Township</u>	<u>9</u>	<u>32</u>



Annual Narcan Usage

2016	6
2017	5
2018	4
2019	6
2020	8
2021	9
2022	8
2023	4
2024	6

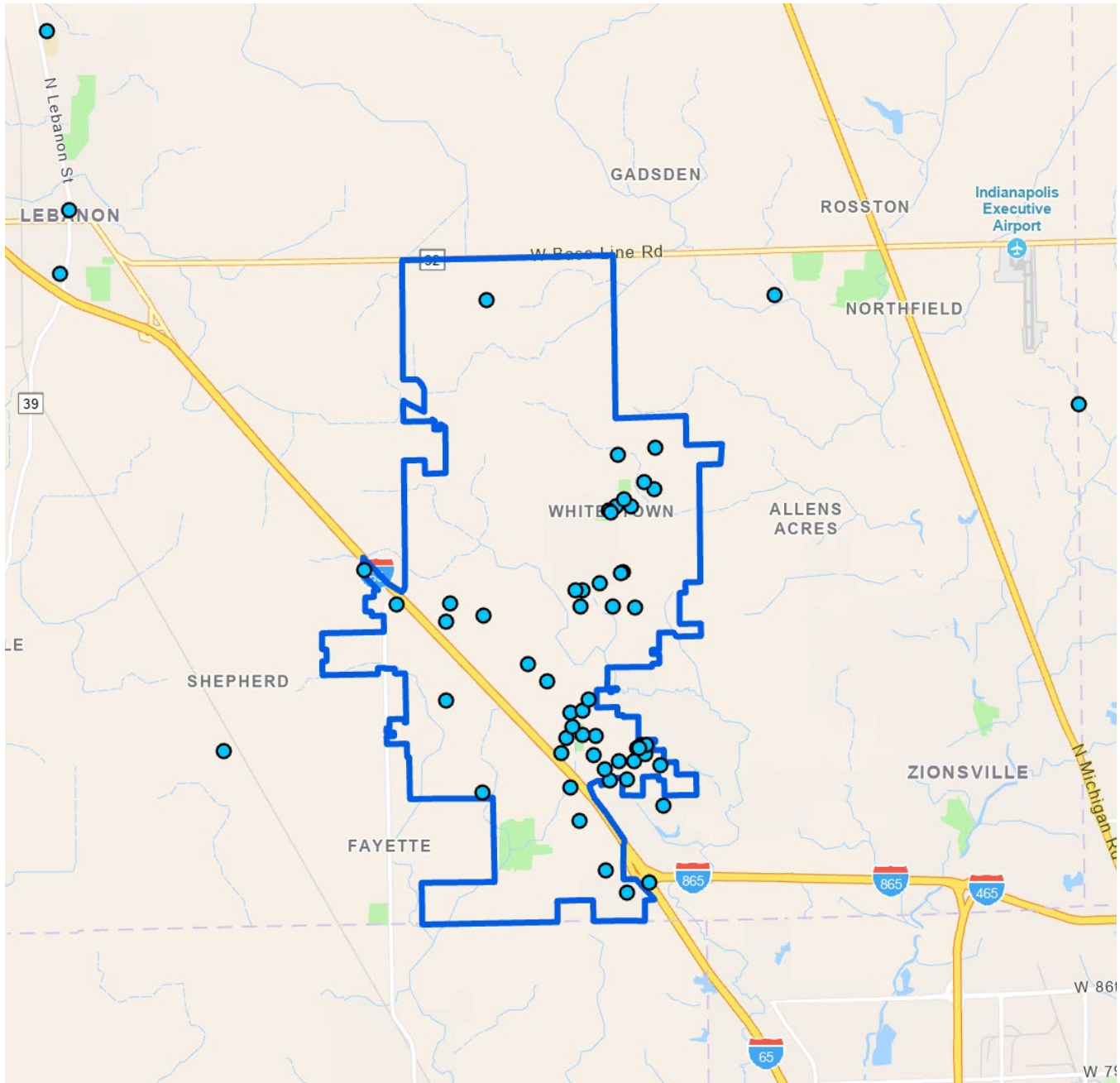
Run difference from 2024 / -43 Runs, 4.3% Decrease



WHITESTOWN FIRE DEPARTMENT



EMS Incident Map

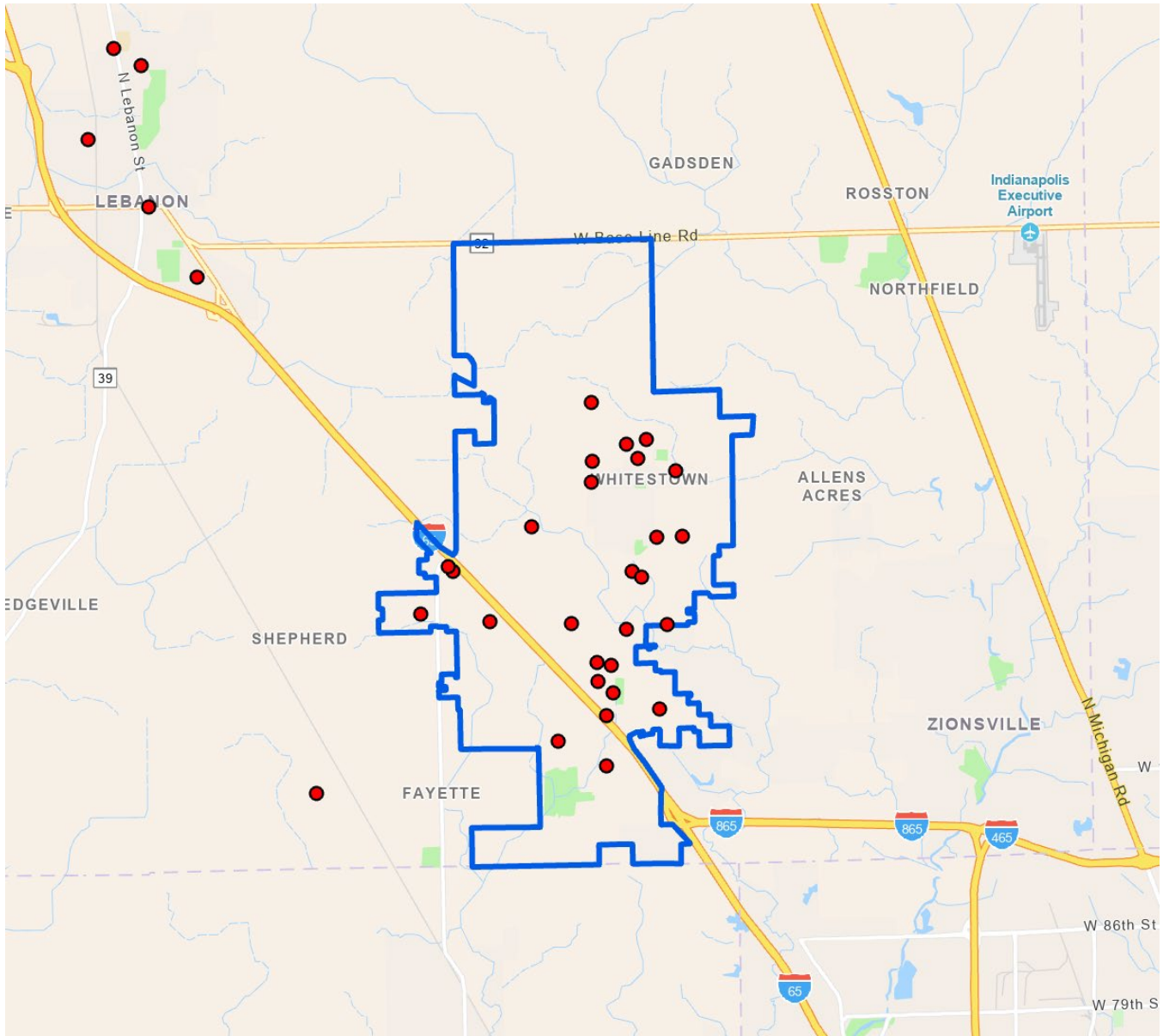




WHITESTOWN FIRE DEPARTMENT



Fire Incident Map

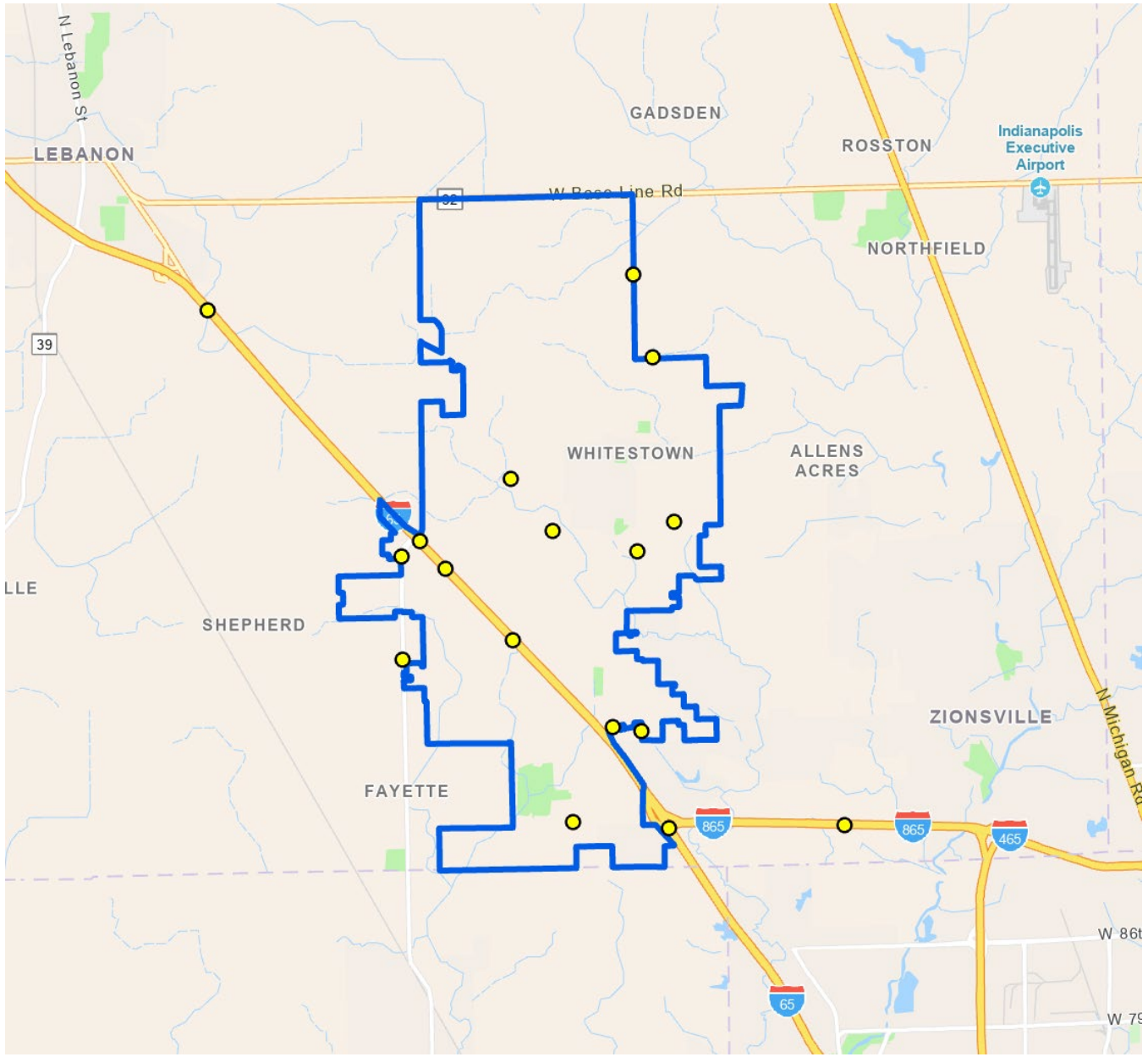




WHITESTOWN FIRE DEPARTMENT



Vehicle Collision Incident Map

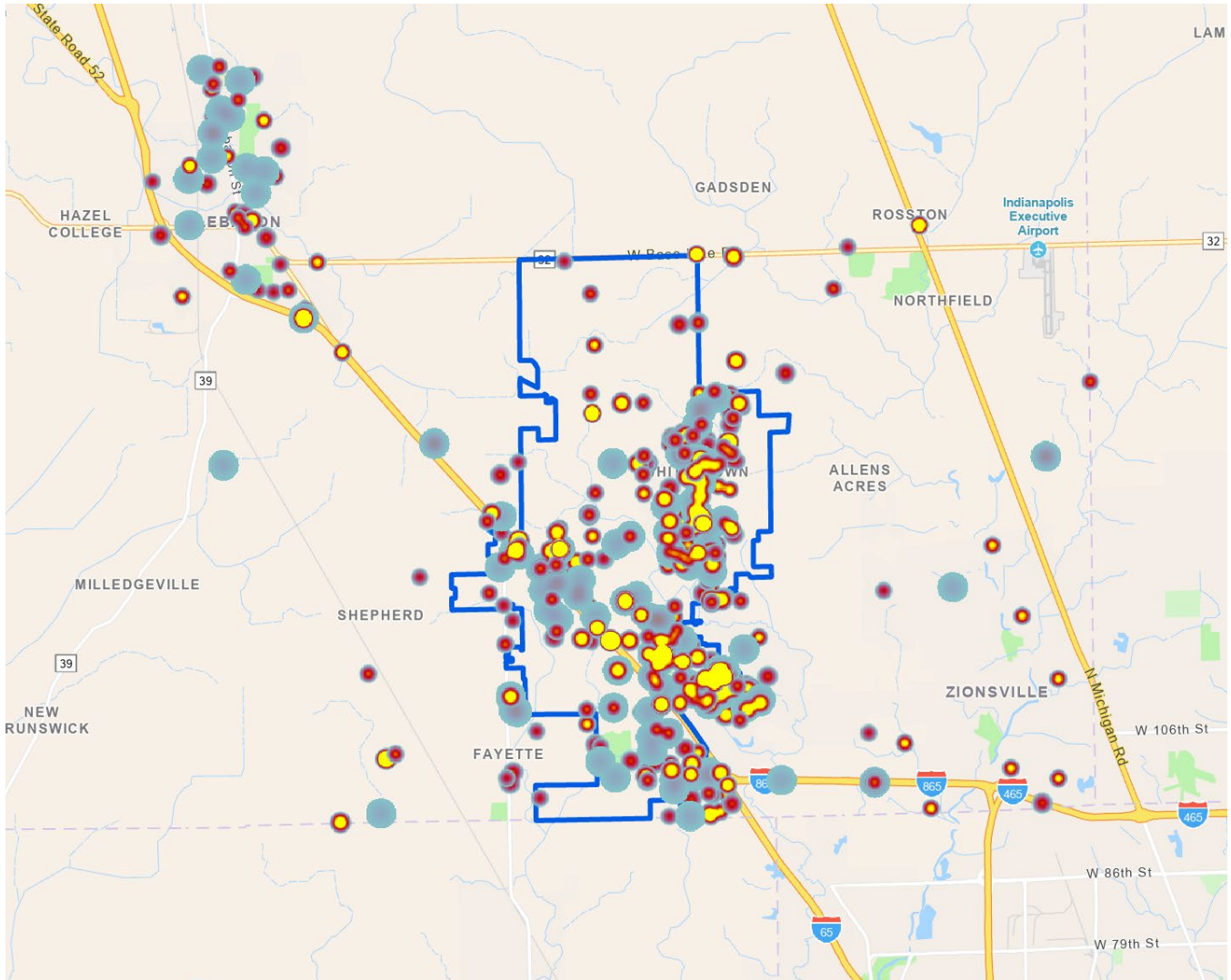




WHITESTOWN FIRE DEPARTMENT



YTD Incident Map





WHITESTOWN FIRE DEPARTMENT



YTD Working Fire Map

