



# WHITESTOWN FIRE DEPARTMENT



## WFD Monthly Report – August Meeting 2025

### Public Education / PR:

- Attended 4<sup>th</sup> of July Fireworks event
- Attended 3 of the summer concert series
- Attended Walker Farms neighborhood pool party
- Town Touch-a-Truck event
- Zionsville Choir tour of Station 272

### Additional:

- Ladder testing completed; maintenance either completed or in progress to attain certification
- Chief Westrich deployed with Indiana Task Force 1 as a Task Force Leader (TFL) to assist with the Kerr County TX flooding disaster.

### Inspection / Prevention:

	<u>2025</u>	<u>2025</u>	<u>2024</u>	<u>2024</u>
	<u>Month</u>	<u>YTD</u>	<u>Month</u>	<u>YTD</u>
Annual Inspections	88	357	53	356
Other Inspections	4	127	16	99
Alarm/Sprinkler				
Systems	42	235	44	249
<b>Total</b>	<b>134</b>	<b>719</b>	<b>113</b>	<b>704</b>



# ***WHITESTOWN FIRE DEPARTMENT***



---

## **Fire Training:**

### **Total Hours – 1523**

For the month of July crews logged 1523 hours of fire related training.

The monthly training for July was fire hose deployment and fire stream demonstrations with the new HEN nozzle under live fire. These new nozzles have been placed in service on each apparatus.

Crews have been working hard with our newest members to get them up to speed with daily operations. Each new member received a position task book, and the crews are checking off their skills with them each shift.

Recruit Affolder has completed the first two weeks of EMS in the North Side Fire Academy and is excelling academically. He has four weeks of EMS left and will be on shift by the first of September.



# WHITESTOWN FIRE DEPARTMENT



## Monthly EMS Report

July 2025



### EMS Training:

<i>Foam Frat</i>	49
<i>Audit &amp; Review ASV</i>	21
<i>Independent Study Company Level</i>	309.5
<b>Total:</b>	379.5

### EMS runs:

- 77 patient contacts
- 75 transports
  - 29 BLS transports
  - 43 ALS I transports
  - 3 ALS II transport
  - 2 Treat no transport
- 718 transported miles
- \$98,869 billed services

### Voyce Translation Service:

- Video Minutes 21
- Audio Minutes 0

### QI/ QA:

- 100% of runs audited
- Follow-up / Outcome reviews with personnel x2 (B shift 271s)
- Review Calls with crews: 1 (DAMM with 271s A)
- Direct observation of EMS runs x 0
- State EMS trailer at 272s all shift hands on training
- Audit and Review at 272s with Dr. Norris
- Taught Officership class – MCI incidents and operations
- Project Lifesaver training with all crews – PowerPoint and hands on
- Picked up free PPE from the state
- Attended EMS class orientation with Sodrel at IEMS HQ
- Met with Boundtree to try to reduce price check pricing (got reduced pricing)
- Updated all Zoll monitors to match configurations when operating
- Attended Handtevy Zoom updates
- Attended D5 EMS Chiefs meeting at Decatur FD
- MCI planning meeting at Zores
- Had EMS Committee meeting – future of EMS at WFD & Reviewed probationary EMS books



# WHITESTOWN FIRE DEPARTMENT

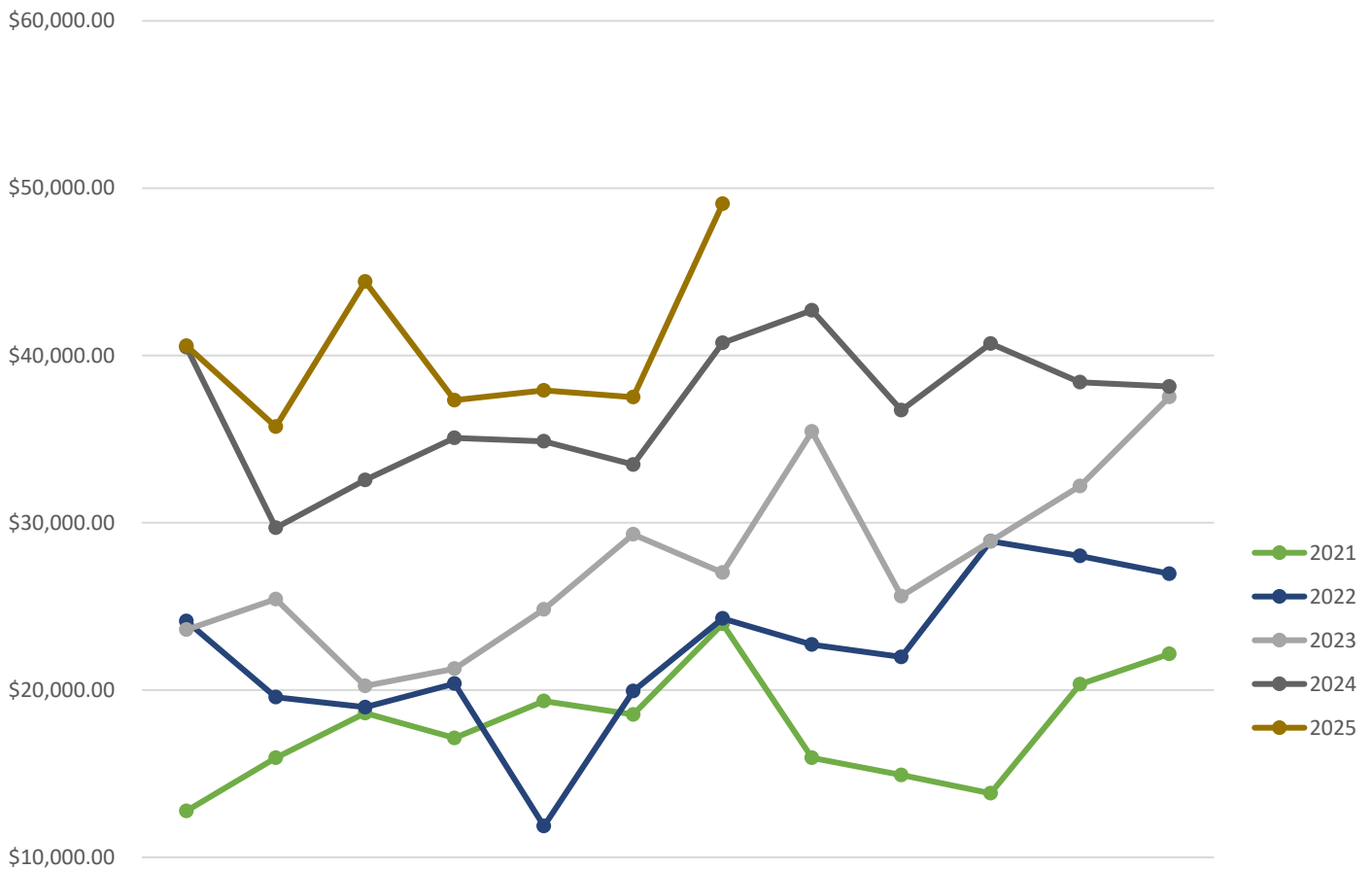


## EMS Billing Report:

JULY MTD Revenue: \$ 49,065.29

YTD Revenue: \$ 282,550.58 / (2024 YTD: \$ 246,926.22; 14.43%)

### Monthly Transport Revenues



\$-	January	February	March	April	May	June	July	August	September	October	November	December
2021	\$12,77	\$15,95	\$18,62	\$17,13	\$19,34	\$18,53	\$23,95	\$15,94	\$14,92	\$13,83	\$20,34	\$22,16
2022	\$24,12	\$19,57	\$18,97	\$20,38	\$11,86	\$19,94	\$24,27	\$22,72	\$21,98	\$28,89	\$28,01	\$26,95
2023	\$23,61	\$25,43	\$20,24	\$21,27	\$24,82	\$29,30	\$27,02	\$35,45	\$25,61	\$28,89	\$32,19	\$37,51
2024	\$40,49	\$29,69	\$32,55	\$35,07	\$34,86	\$33,47	\$40,75	\$42,70	\$36,72	\$40,71	\$38,40	\$38,14
2025	\$40,57	\$35,74	\$44,41	\$37,32	\$37,91	\$37,50	\$49,06					



# WHITESTOWN FIRE DEPARTMENT

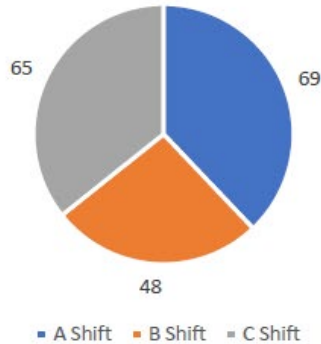


## Fire Monthly

Total Calls

182

### Shift Run Load

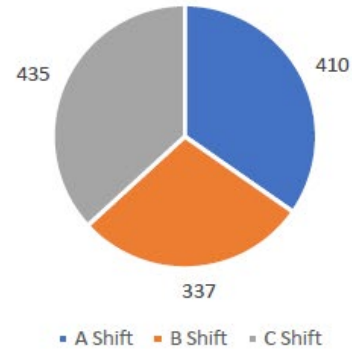


## Fire Year To Date

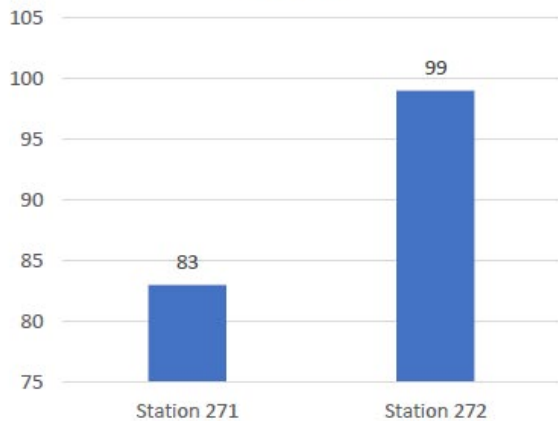
YTD Calls

1182

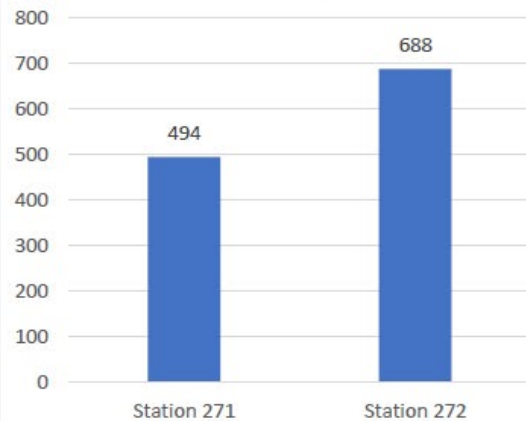
### YTD Shifts



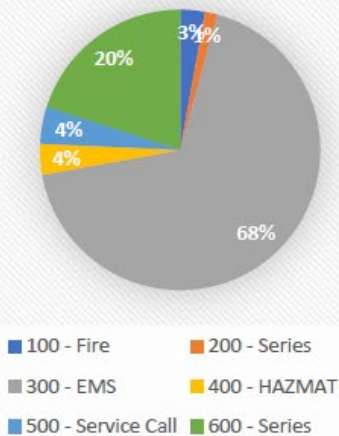
### Station



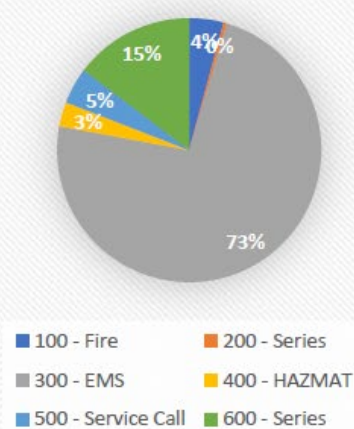
### YTD Station



## Monthly Call Type



## YTD Call Type

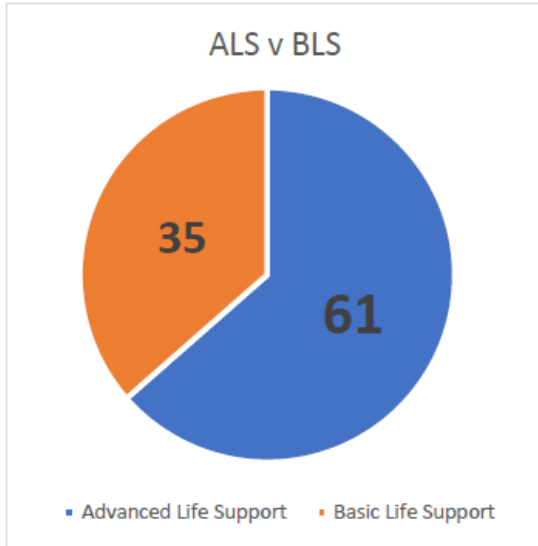




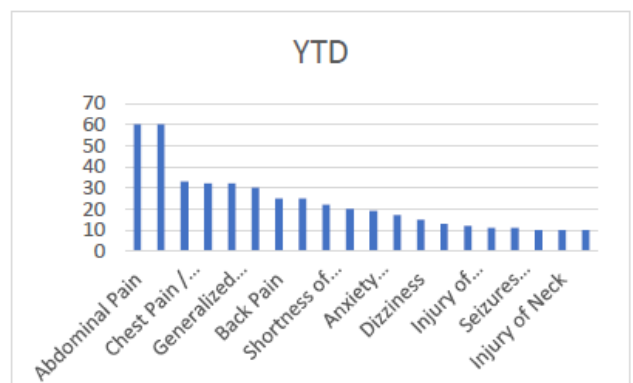
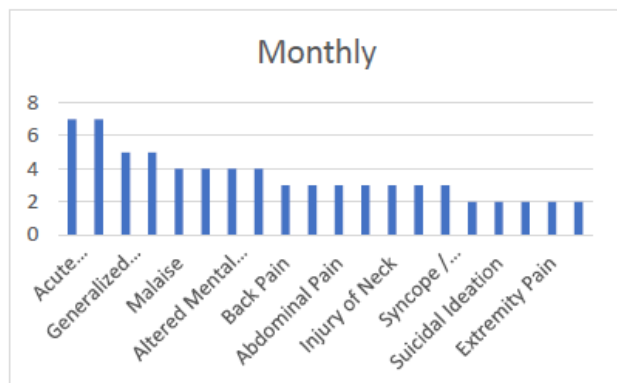
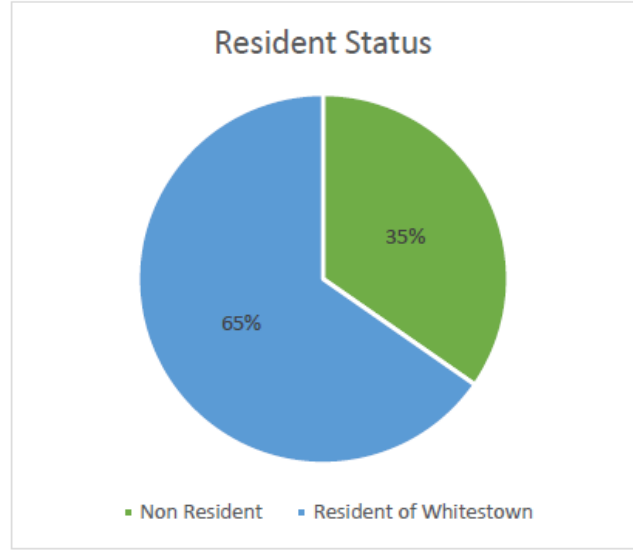
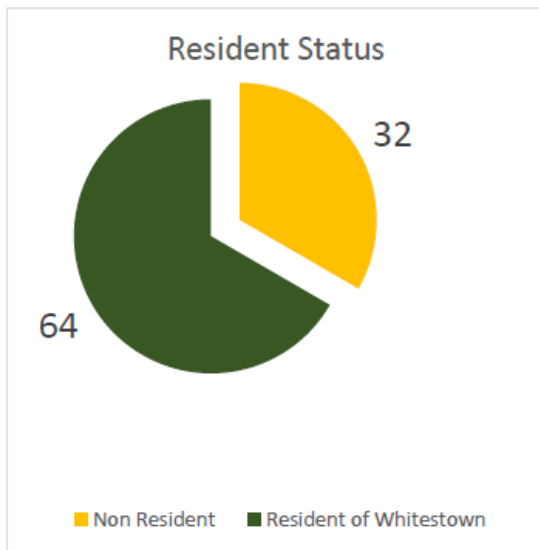
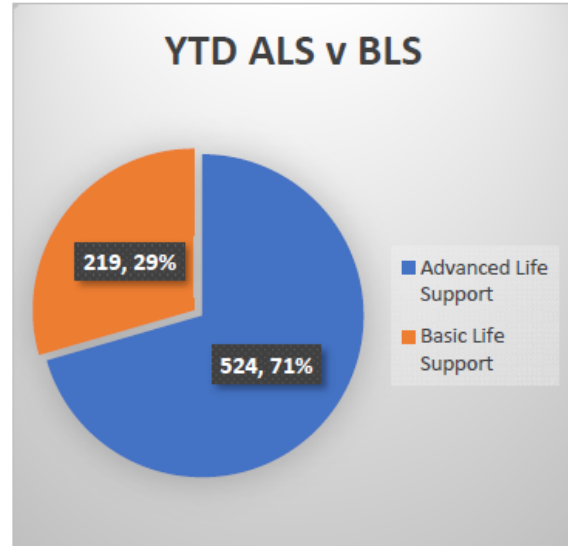
# WHITESTOWN FIRE DEPARTMENT



## EMS Previous Month



## EMS Year To Date

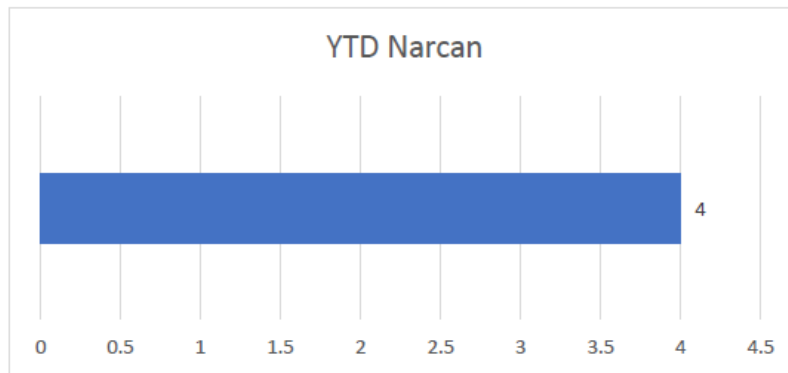




# WHITESTOWN FIRE DEPARTMENT



	JUL	YTD
LFD	13	75
ZFD	12	68
Sheridan	0	0
Brownsburg	1	2
Center	0	3
Perry	7	32
Pike	1	2
Pittsboro	0	0
<u>Township</u>	<u>5</u>	<u>37</u>



## Annual Narcan Usage

2016	6
2017	5
2018	4
2019	6
2020	8
2021	9
2022	8
2023	4
2024	6

**WMPD Narcan Usage – 1 (2025) / 2 (2024)**

**Run difference from 2024 / -21 Runs, 1.8% Decrease**

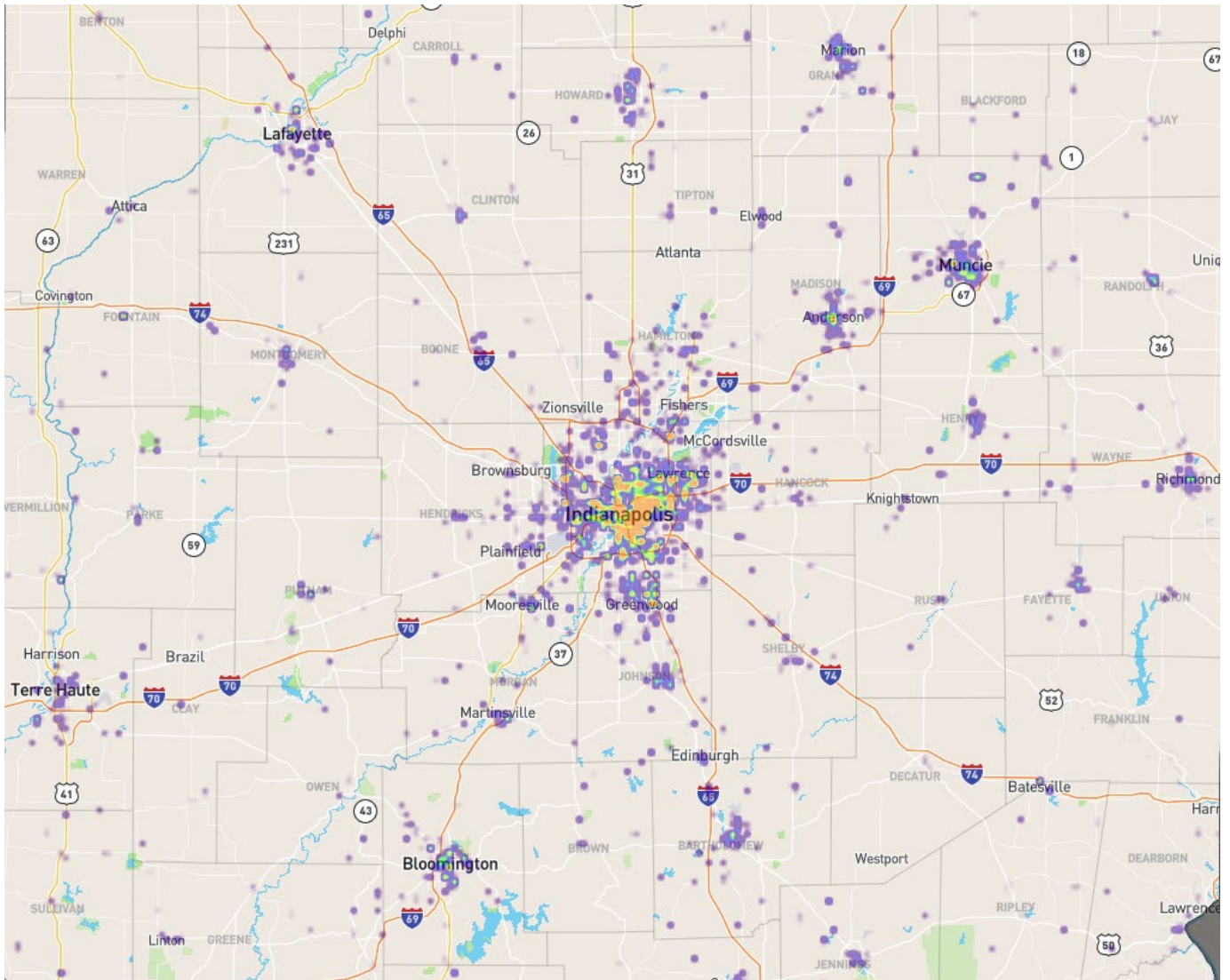




# WHITESTOWN FIRE DEPARTMENT



## State of Indiana Naloxone Administration Heatmap (YTD 2025)



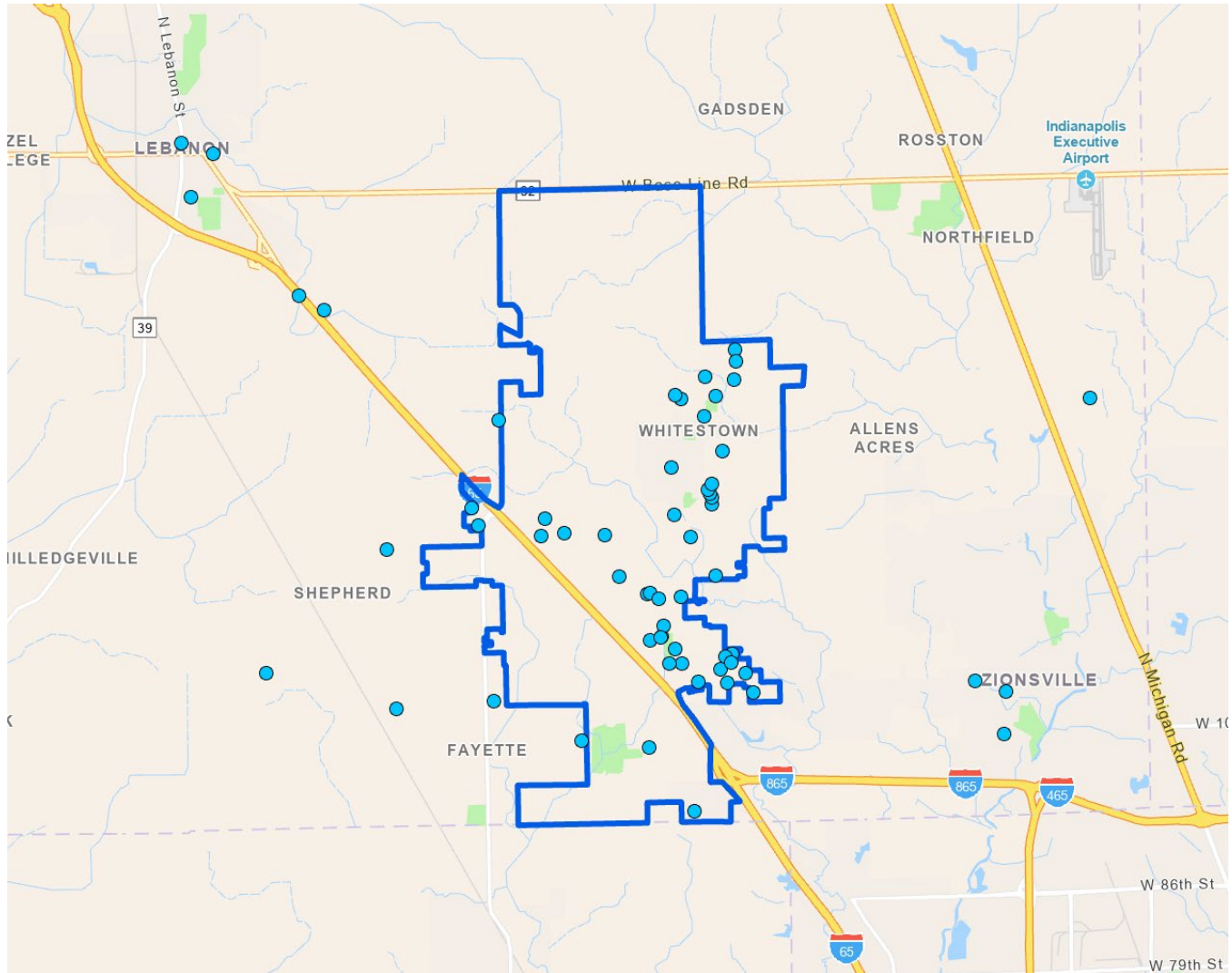




# WHITESTOWN FIRE DEPARTMENT



## EMS Incident Map

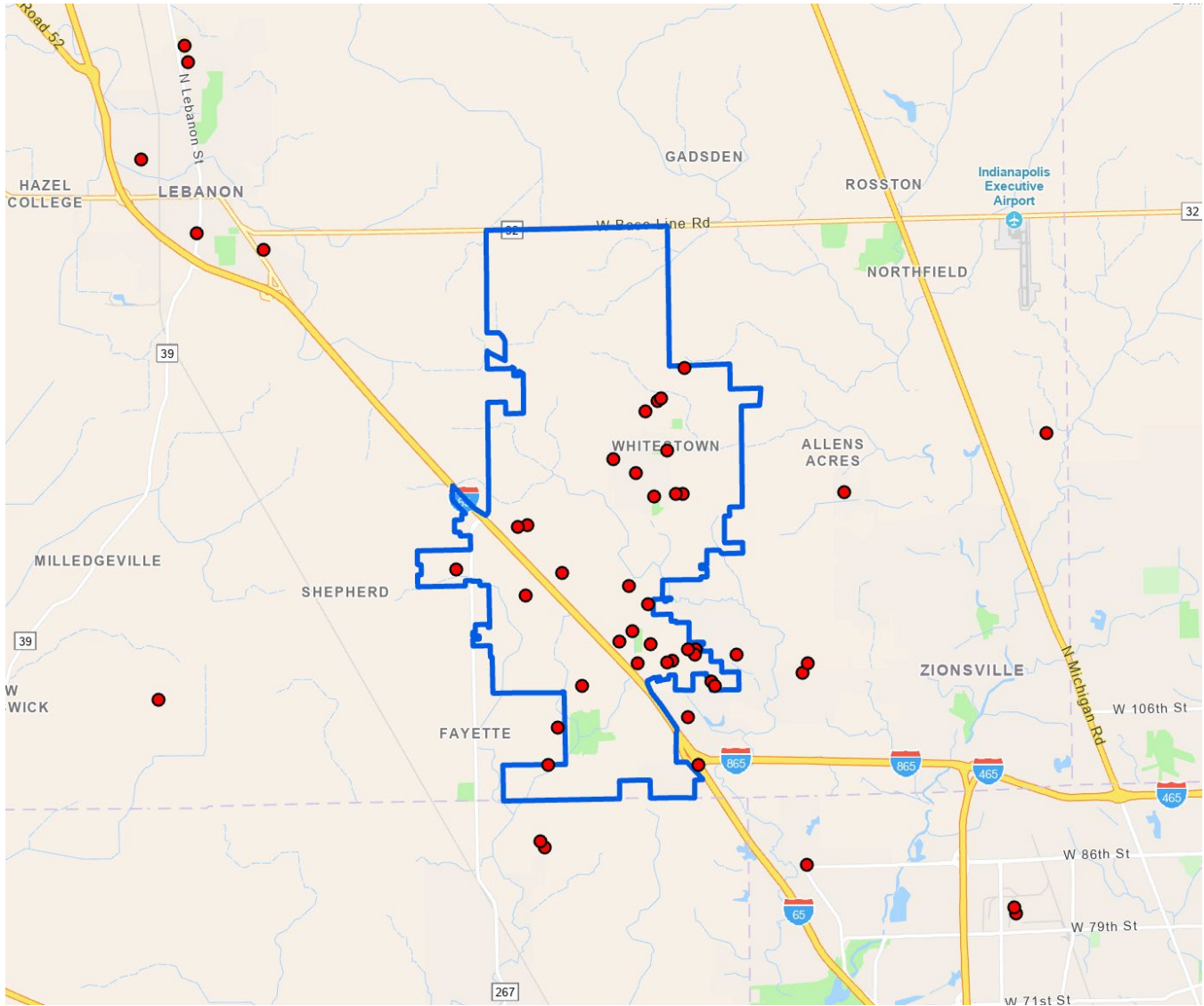




# WHITESTOWN FIRE DEPARTMENT



## Fire Incident Map

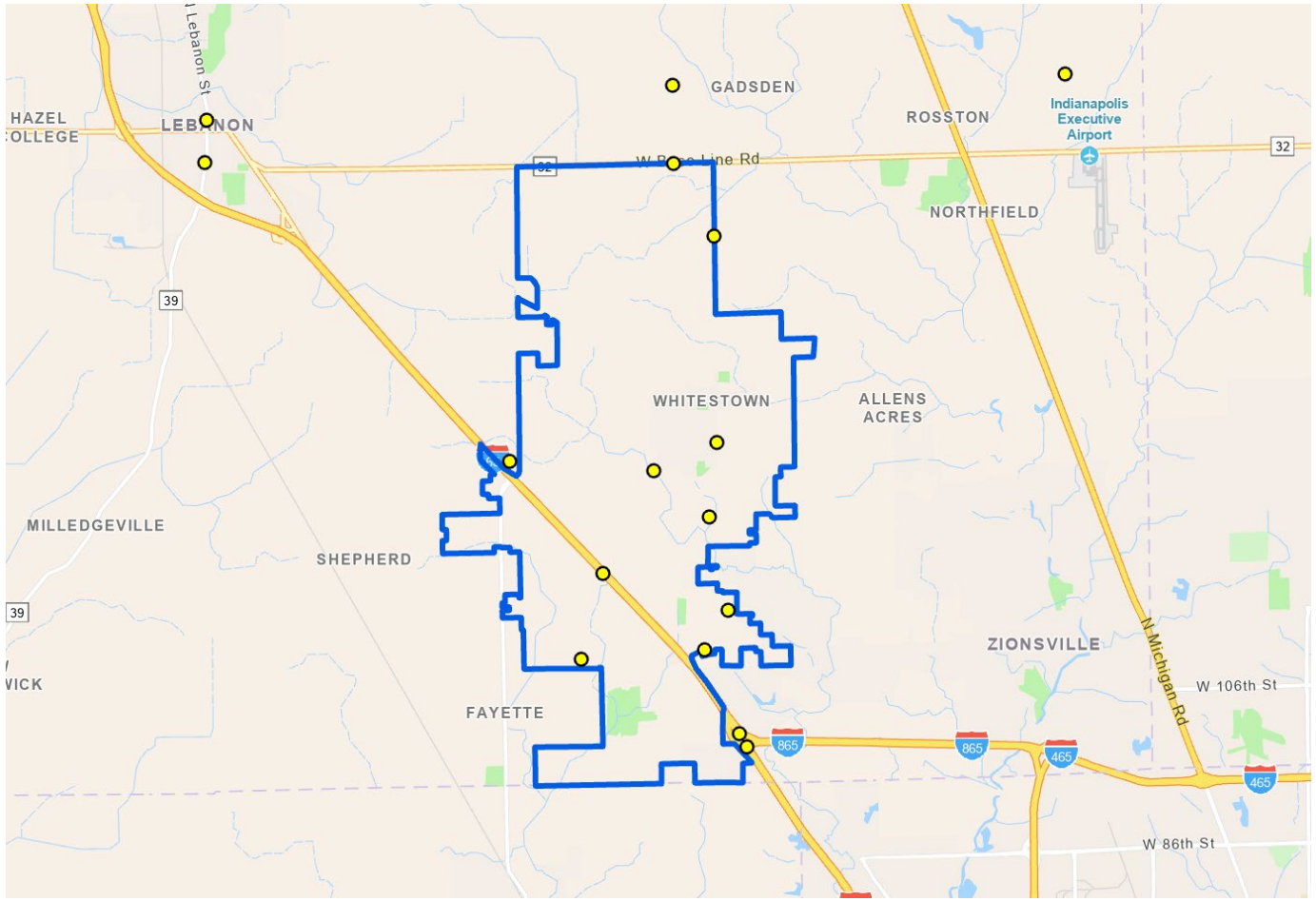




# WHITESTOWN FIRE DEPARTMENT



## Vehicle Collision Incident Map



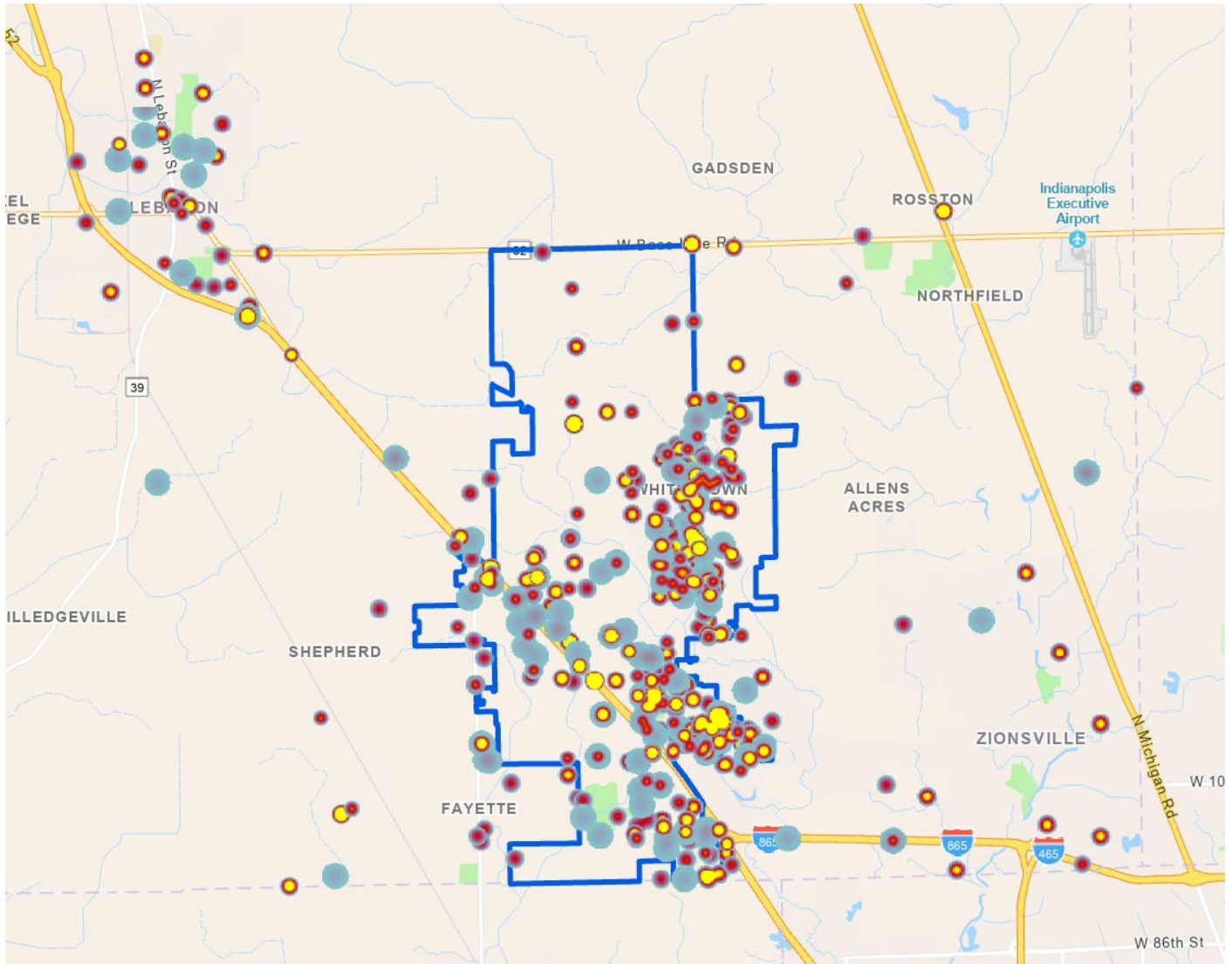




# WHITESTOWN FIRE DEPARTMENT



## YTD Incident Map





# WHITESTOWN FIRE DEPARTMENT



## YTD Working Fire Map

